



# CODEx: UNEARTHED ARCANA

VERSION: 1.0



DUNGEONS & DRAGONS

A COMPILATION OF THE ARTICLES IN ONE PLACE AND WITH A PHB DESIGN.



# TABLE OF CONTENTS

## PART 1: RACES AND SUBRACES

---

### RACES

Changeling  
Minotaur  
Shifter  
Warforged

### SUBRACES

Revenant  
Tiefling Variants

## PART 2: CLASSES

---

Artificer  
Revised Ranger  
Spell-less Ranger variant

## PART 3: SUB-CLASSES

---

### BARBARIAN PRIMAL PATHS

Path of the Ancestral Guardian  
Path of the Storm Herald  
Path of the Zealot

### BARD COLLEGES

College of Glamour  
College of Satire  
College of Swords  
College of Whispers

### CLERIC DIVINE DOMAINS

Forge Domain  
Grave Domain  
Protection Domain

### DRUID CIRCLES

Circle of Dreams  
Circle of the Shepherd  
Circle of Twilight

### FIGHTER MARTIAL ARCHETYPES

Arcane Archer  
Cavalier  
Knight  
Monster Hunter  
Samurai  
Scout  
Sharpshooter

### MONASTIC TRADITIONS

Way of the Kensei  
Way of Tranquility

### PALADIN OATHS

Oath of Conquest  
Oath of Treachery

### RANGER ARCHETYPES

Deep Stalker  
Horizon Walker  
Primeval Guardian

## ROGUSH ARCHETYPES

Inquisitive  
Scout

## SORCEROUS ORIGINS

Favored Soul  
Shadow

## WARLOCK PATRONS

The Seeker  
The Undying Light

## WIZARD TRADITIONS

Artificer  
Theurgy

## PART 4: EXTRAS

---

Action points  
Dragonmarks  
Feats  
Fighting Styles  
Spells  
Wild Shape Forms  
Prestige Classes and Rune Magic  
When Armies Clash  
Variant Rules  
Credits



# PART 1: RACES

## CHANGELING

Changelings are subtle shapeshifters capable of disguising their appearance. Their ability to adopt other creatures' guises makes them consummate spies and criminals.

### PERSONALITY

Changelings are commonly harmless, passive people and are uninterested in politics and social affairs. Due to their capricious ways of life many people have come to distrust the changelings which has led to them becoming social recluses or more commonly has pushed them to create fake identities to escape persecution.

Having no culture of their own the changeling slip into other's societies and blend in. Rather than creating their own art and achievements the Changeling are happy with claiming other societies' as their own. This nomadic lifestyle has led the changeling to become exceptionally adaptable people. Changeling will not simply shapeshift into a new person but rather create a new whole one. Most changeling will set up a handful of personas so if one is compromised they can disappear and switch to one of their others. Their personas that they create are incredibly realistic and have their own personality traits, backgrounds and network of friends. The changeling can be evasive and will often try to avoid confrontation or anything that will draw attention to themselves.

### DESCRIPTION

Changelings can look like anyone at any given time though they do have a true form. Their natural look can be scary to some due to their lack of detail and distinctive features. Their skin tone is always pale, the darkest tone some have is a light grey. They have large white eyes but have no pupils and are circled by thick black rings. Their noses are small and subtle with no detail.

The changeling's body structures are slender, even more so than elves and border on being frail. Their hair colour is most commonly a light shade of silver followed by platinum and blonde. In rarer cases their hair can be pale shades of green, pink and blue. Also similar to elves the changeling lack body and facial hair.

### CHANGELING NAMES

Changeling names are usually monosyllabic and seem to other races more like nicknames than proper names. In fact, changelings collect names and may go by entirely different names in different social circles. They make no distinction between male and female names.

**Male and Female Names:** Bin, Dox, Fie, Hars, Jin, Lam, Nit, Ot, Paik, Ruz, Sim, Toox, Yug.

### CHANGELING TRAITS

Changelings are subtle shapeshifters capable of disguising their appearance. Their ability to adopt other creatures' guises makes them consummate spies and criminals.

As a changeling, you have the following racial traits.

**Ability Score Increase.** Your Dexterity and Charisma scores increase by 1.

**Size.** Changelings are built much like humans, but a little leaner. Your size is Medium.

**Speed.** Your base walking speed is 30 feet.

**Duplicity.** You gain proficiency in the Deception skill.

**Shapechanger.** As an action, you can polymorph into any humanoid of your size that you have seen, or back into your true form. However, your equipment does not change with you. If you die, you revert to your natural appearance.

**Languages.** You can speak, read, and write Common and two other languages of your choice.





## MINOTAUR (KRYNN)

In the world of Krynn, the setting of the Dragonlance saga, minotaurs live in an honor-based society where strength determines power in both the gladiatorial arenas and in daily life. At home on both land and sea, the minotaurs of Krynn are ferocious sea raiders who rank as the ablest and most dangerous sailors in the world.



## ARROGANT CONQUERORS

Minotaurs embrace the notion that the weak should perish and that the strong must rule—and that they themselves are the strongest and most powerful race on Krynn. They believe their destiny is to rule the world, and that their dominion will be one of conquest and military might. To that end, all minotaurs are trained in weapons, armor, and tactics from a young age.

The minotaurs' arrogance stems from a combination of strength, cunning, and intellect—three virtues they hold dear, and which they deem the foundation of their greatness. They believe that this combination of traits is what sets them apart from their rivals.

## TRIAL BY COMBAT

Minotaur society is built on the principle that might makes right, and that considerations of justice are unnecessary. The minotaurs are led by an emperor served by a council of eight minotaurs called the Supreme Circle. All posts within the government, including the emperor's, are won by the strongest and cleverest minotaurs, as proved by combat in the Circus.

The Circus is the only means by which a minotaur can rise in society. It is a grand, annual display of single combat in which minotaurs battle each other for supremacy. Minotaur youths must prove themselves in the Circus to earn their passage to adulthood.

Participation in the Circus is yet another reason why minotaurs look down on other folk. To the minotaurs, death and glory in battle are a natural process. Combat is the key to ensuring that the strong survive, and that the weak are set aside before they can undermine their superiors' grand schemes of conquest.

## HONOR ABOVE ALL

For all their cruelty, minotaurs are bound by a powerful sense of honor. Each victory brings greater honor to both individual minotaurs and their families. Defeat invokes a stain that only death can fully wash away.

Honor demands that minotaurs keep their word once it is offered, and each minotaur remains faithful to friends and clan above all else. Minotaurs rarely befriend folk of other races, as they all too often encounter them only in battle. If a minotaur does strike up a friendship, it is typically with other creatures that display the minotaurs' virtues and love of battle. To such friends, a minotaur becomes an ally whose support will never waver.

## SEA REAVERS

In the world of Krynn, the minotaurs rule a chain of islands dominated by the isles of Mithas and Kothas. Bound by the sea on all sides, the minotaurs focused their tenacity, strength, and cunning to become some of the most skilled and ferocious mariners in the world. They range across the water in their ships, raiding and pillaging as they wish. Minotaurs sometimes engage in trade, but they much prefer to take what they want by force. After all, as the strongest of all folk, they deserve the treasures and goods that lesser creatures have gathered.



## MINOTAUR NAMES

Minotaur clan names originate with a great hero whose descendants take on that name as their own, doing their best to live up to the ideals of their ancestor. On Krynn, clan names are always preceded by the prefix “es-” for minotaurs from lands controlled by the island of Mithas, or “de-” for minotaurs from areas under the sway of Kothas.

**Male Names:** Beliminorgath, Cinmac, Dastrun, Edder, Galdar, Ganthirogani, Hecariverani, Kyris, Tosher, Zurgas

**Female Names:** Ayasha, Calina, Fliara, Helati, Keeli, Kyri, Mogara, Sekra, Tariqi, Telia

**Clan Names:** Athak, Bregan, Entragath, Kaziganthi, Lagrangli, Mascun, Orilg, Sumarr, Teskos, Zhakan

## MINOTAUR TRAITS

Your minotaur character possesses a number of traits that reflect the power and superiority of your kind.

**Ability Score Increase.** Your Strength score increases by 1.

**Conqueror’s Virtue.** From a young age, you focused on one of the three virtues of strength, cunning, or intellect. Your choice of your Strength, Intelligence, or Wisdom score increases by 1.

**Age.** Minotaurs enter adulthood at around the age of 17 and can live up to 150 years.

**Alignment.** Minotaurs believe in a strict code of honor, and thus tend toward law. They are loyal to the death and make implacable enemies, even as their brutal culture and disdain for weakness push them toward evil.

**Size.** Minotaurs typically stand well over 6 feet tall and weigh an average of 300 pounds. Your size is Medium.

**Speed.** Your base walking speed is 30 feet.

**Horns.** You are never unarmed. You are proficient with your horns, which are a melee weapon that deals 1d10 piercing damage. Your horns grant you advantage on all checks made to shove a creature, but not to avoid being shoved yourself.

**Goring Rush.** When you use the Dash action during your turn, you can make a melee attack with your horns as a bonus action.

**Hammering Horns.** When you use the Attack action during your turn to make a melee attack, you can attempt to shove a creature with your horns as a bonus action. You cannot use this shove attempt to knock a creature prone.

**Labyrinthine Recall.** You can perfectly recall any path you have traveled.

**Sea Reaver.** You gain proficiency with navigator’s tools and vehicles (water).

**Languages.** You can speak, read, and write Common.

## MINOTAUR BONDS

When creating a minotaur character rooted in Krynn (or in any campaign that draws on the backstory presented here), you can use the following table of bonds to help flesh out your character. Use this table in addition to or in place of your background’s bond or a bond of your creation.

### d6 Bond

- 1 My opponent in the Circus for my trial of adulthood was chosen years ago. Though we sparred only once, I fell deeply in love. Rather than fight my beloved to the death, I fled from home and have been branded a coward.
- 2 I’m the last of my clan. If I die without achieving great deeds, the hero who is my clan’s patron will be forgotten.
- 3 I was part of a raiding party that was defeated and enslaved. I’ve escaped and sworn revenge.
- 4 I never shared my people’s love of violence. I’m part of a conspiracy to topple the emperor’s violent regime.
- 5 I claim that I am an exile from my people, but in truth I have been sent to serve as a spy. I’m expected to leave secret messages telling my folk of villages and towns that are ripe targets for conquest.
- 6 I’m the last survivor of a ship wrecked in a storm. Occasionally, the spirits of my shipmates appear in my dreams and ask me to complete tasks they left unfinished in life.

## MINOTAURS IN YOUR CAMPAIGN

We chose the minotaurs of Krynn as the model for our depiction of this race for a very specific reason. Tying them to the sea and a distinct culture helps give minotaurs more flavor than serving as just another big, brutish monster race. After all, we already have half-orcs in the Player’s Handbook and the goliath in our Elemental Evil Player’s Companion. As an added bonus, these minotaurs are Medium (as opposed to Large for the monstrous version) and are thus much easier to balance against the Player’s Handbook races.

Casting minotaurs as conquest-minded, honorable pirates gives them a distinct flavor while providing many roleplaying hooks for players. When adding a new race to your own campaign, it’s always a good idea to think about its culture, its relationship to other folk, and how the two can combine to give it a unique place in your world. Creating a table of bonds such as the one provided for minotaurs can be a good place to start.

Casting minotaurs as mariners has some interesting implications for a setting. The Labyrinthine Recall ability makes minotaurs perfect sailors, as they can travel the seas with little fear of becoming lost or losing their way. A minotaur navigator is an unmatched master of the sea. When adapting races to your campaign, look for similar hooks that might be buried in special abilities or elements of a creature’s story that you might otherwise overlook.

Remember that the story we provide is only a starting point. Modifying this minotaur to move it away from its roots in Krynn is as easy as swapping the proficiencies provided by Sea Reaver for some other option that better reflects your setting. As a guideline, consider swapping the tool proficiencies for proficiency in any one skill, for proficiency with thieves’ tools, or for proficiency with two tools other than thieves’ tools.



## SHIFTER

Shifters, sometimes called “the weretouched,” are descended from humans and natural lycanthropes, now nearly extinct on Khorvaire. Shifters cannot fully change shape but can take on animalistic features—a state they call shifting. Shifters have evolved into a unique race that breeds true. They have a distinct culture with its own traditions and identity

### PERSONALITY

Shifters commonly have chaotic personalities and experience extremes in their emotions. They are often temperamental and are liable to change moods in swift and dramatic fashion. Shifters find it difficult to control their emotions, especially in stressful situations. Some have learnt to control their emotions however, it is obvious to others that they're finding it difficult to do so.

The shifter mind-set is built up around the idea of being self-sufficient and being able to conjure inner strength in times of need rather than relying on one's allies. Shifters can seem overly cautious or constantly ready for future events. A common saying among shifters is "preparing for the journey yet to come" which reflects how they believe the world can change instantly and how important it is to be prepared to avoid the danger that those changes can bring.

Shifters believe that the reward for independence is freedom and thus they feel uncomfortable around those who attempt to impose their will and beliefs upon others. It is also common for a shifter to feel restricted in a human settlement with its rules and law enforcement.

Due to their predator instincts shifters can't help acting or thinking like animals and think in terms of hunting and prey. Like wolves longtooth shifters feel the urge to form packs with companions whether they be family or even a group consisting of no other shifters. They make useful companions as they work well in teams, capable of coordinating attacks and will come to the rescue of any of its pack members.

Razorclaw shifters are more independent, self-reliant and adaptable than their longtooth cousins. They're just as loyal to their group as longtooth shifters however, they expect their companions to be just as self-reliant and capable as they are. Razorclaw shifters strive to carry their own weight within their groups.

Shifters are accustomed to distrust and don't expect better treatment from the other races though, some try to earn trust with their companions through good deeds. Most shifters are neutral and are concerned more with their survival than ethics and morals.

### DESCRIPTION

Shifters resemble humans but with more animal like features. Their bodies are physically fit and lithe, they tend to move around in an animal like manner, crouching, springing and leaping. Like cats they have wide flat noses with large eyes, pointed ears and claw-like nails on both their toes and fingers. Their hair is thick and worn long and some have long sideburns to match. Longtooth shifters claim that werewolves are their ancestors and have canine features while the razorclaw shifters claim weretigers to be their ancestors and display feline features.





## SHIFTER NAMES

Shifters use the same names as humans, often ones that sound rustic to city-dwellers.

## SHIFTER TRAITS

Shifters are descended from humans and lycanthropes. Although they cannot fully change to animal form, they can take on animalistic features by a process they call shifting.

As a shifter, you have the following racial traits.

**Ability Score Increase.** Your Dexterity score increases by 1.

**Size.** Shifters are about the same size as humans. Your size is Medium.

**Speed.** Your base walking speed is 30 feet.

**Darkvision.** Your lycanthropic heritage grants you the ability to see in dark conditions. You can see in dim light within 60 feet of you as if it were bright light, and in darkness as if it were dim light. You can't discern color in darkness, only shades of gray.

**Shifting.** On your turn, you can shift as a bonus action. Shifting lasts for 1 minute or until you end it on your turn as a bonus action.

While shifting, you gain temporary hit points equal to your level + your Constitution bonus (minimum of 1). You also gain a feature that depends on your shifter subrace, described below.

You must finish a short or long rest before you can shift again.

**Languages.** You can speak, read, and write Common and Sylvan.

## SUBRACES

Several subraces of shifter exist, each with its own animalistic features. Choose one of the options below.

### BEASTHIDE

As a beasthide shifter, you are especially tough and persistent in battle.

**Ability Score Increase.** Your Constitution score increases by 1.

**Shifting Feature.** While shifting, you gain a +1 bonus to AC.

### CLIFFWALK

Your cliffwalk heritage grants you the agility of a mountain goat.

**Ability Score Increase.** Your Dexterity score increases by 1.

**Shifting Feature.** While shifting, you gain a climb speed of 30 feet.

### LONGSTRIDE

Longstride shifters are fleet and elusive.

**Ability Score Increase.** Your Dexterity score increases by 1.

**Shifting Feature.** While shifting, you can use the Dash action as a bonus action.

### LONGTOOTH

As a longtooth shifter, you are a ferocious combatant.

**Ability Score Increase.** Your Strength score increases by 1.

**Shifting Feature.** While shifting, you can make a bite attack as an action. This is a melee weapon attack that uses Strength for its attack roll and damage bonus and deals 1d6 piercing damage. If this attack hits a target that is your size or smaller, the target is also grappled.

### RAZORCLAW

As a razorclaw shifter, you make swift, slashing strikes in battle.

**Ability Score Increase.** Your Dexterity score increases by 1.


**Shifting Feature.** While shifting, you can make an unarmed strike as a bonus action. You can use your Dexterity for its attack roll and damage bonus, and this attack deals slashing damage.

### WILDHUNT

Your wildhunt heritage makes you a consummate tracker and survivor.

**Ability Score Increase.** Your Wisdom score increases by 1.

**Shifting Feature.** While shifting, you gain advantage on all Wisdom-based checks and saving throws.





# WARFORGED

The warforged were made as the ideal soldiers to serve in the devastating Last War. Although they are constructs, they have much in common with living creatures, including emotions and social bonds, and perhaps even souls.

## PERSONALITY

Warforged can have unique personality traits though, being constructs, they are restricted in some ways. They experience anger, pain, fear and hatred like their human creators; not all warforged are incredibly reserved and pensive, hiding an array of emotions behind their metallic face. Their faces were not designed to display facial expressions and so it can seem like they are distant to the conversation. Despite their lack of physical facial expressions they're not completely without them as their eyes tend to brighten when experiencing strong or specific emotions.

Some warforged are incredibly naive and lack introspection; however, many others are the opposite and question their existence, wonder if they have souls and ask what becomes of them in the after life. The more intelligent warforged create complex philosophies about what they perceive and learn. Though warforged can show loyalty to religions and organisations, typically they become loyal to a small group of comrades.

Warforged often have little life experience as they spent most of their time assigned to one specific duty, usually soldiering. If there is one interest all warforged share it is the love of working and many create endless lists of goals and chores. They take pride in their work and work incredibly hard which makes them dislike idleness and failure. Warforged can excel at most tasks having a single-minded efficiency, especially in combat related roles.

War and military conditioning create the foundation of warforged personalities, they understand duty, the chain of command and conflict. Due to their bodies more closely resembling males than females, most warforged prefer to be called "he" than "it". Some warforged adopt female names though most of their names are straightforward and are related to their job, abilities or rank. Many warforged simply accept the nicknames given to them by their comrades while others seek to earn more meaningful names that best describe them.

## DESCRIPTION

The warforged are made of stone, metal and wood fibres. The core of a warforged is a skeletal frame made of metal and stone with wood fibres acting as a muscular system. Covering the warforged is an outer shell of metal and stone plates. An internal network of tubes run through the warforged's body, these tubes are filled with a blood like fluid that is designed to lubricate and nourish their systems. Their hands have only two thick fingers and a thumb whilst their feet only have two broad toes.

The warforged's face loosely resembles their human creators though they have a toothless jaw, heavy brow line and are lacking noses and hair. Each warforged has a ghulra engraved upon their foreheads. Each of these runes are unique to the warforged giving them a sense of individuality.

The warforged have a sexless form and are considered to be mono-gender. The warforged are able to be repaired and modified by artificers or even themselves giving them an endless possibility to their appearances.

## WARFORGED NAMES

Warforged do not name themselves and only recently have begun to understand the need of other races to have names for everything. Many accept whatever names others see fit to give them, and warforged traveling with humans often are referred to by nicknames. Some warforged, however, have come to see having a name as a defining moment of their new existence, and thus search long and hard for the perfect name to attach to themselves.

## WARFORGED TRAITS

As a warforged, you have the following racial traits.

**Ability Score Increase.** Your Strength and Constitution scores increase by 1.

**Size.** Warforged are generally broader and heavier than humans. Your size is Medium.

**Speed.** Your base walking speed is 30 feet.

**Composite Plating.** Your construction incorporates wood and metal, granting you a +1 bonus to Armor Class.

**Living Construct.** Even though you were constructed, you are a living creature. You are immune to disease. You do not need to eat or breathe, but you can ingest food and drink if you wish.

Instead of sleeping, you enter an inactive state for 4 hours each day. You do not dream in this state; you are fully aware of your surroundings and notice approaching enemies and other events as normal.

**Languages.** You can speak, read, and write Common and one other language of your choice.





# SUBRACES

## SUBRACE: REVENANT

Having met a cruel and undeserved end, you have returned to the realm of the living. As a revenant, you thirst for revenge against those who wronged you in life, or seek to complete a final, critical task you left unfinished.

The revenant subrace can be applied to any race that has a subrace, and replaces that race's existing subrace options. Alternatively, you can apply this new subrace to a race without subrace options using the modification options provided below.

Your DM might also allow you to take this subrace for a slain character. In that case, your character rises from the dead with its original subrace replaced (or with the necessary modifications made to its base traits), filled with a determination to seek vengeance or complete its mission.

### RACIAL ADJUSTMENTS

For races that don't have subrace options, taking on the revenant subrace means making changes to your character's base traits, as follows. (This playtest article provides options only for human and dragonborn characters. Because half-elves and half-orcs have no subrace options, they shouldn't be used with these revenant subrace rules.)

**Human Revenant.** If you want to play a human revenant, modify the human's Ability Score Increase trait to the following: Two different ability scores of your choice increase by 1. If you use the variant human traits, remove the Skills trait and the Feat trait.

**Dragonborn Revenant.** If you want to play a dragonborn revenant, modify the dragonborn's Ability Score Increase trait to the following: Your Strength score increases by 1, and your Charisma score increases by 1. Additionally, your Draconic Ancestry trait uses necrotic damage as its damage type, replacing the damage type that applies to your breath weapon and your damage resistance.

**Tiefling Revenant.** If you use one of the two tiefling variants presented below, you can use any of those subraces to make a tiefling revenant, replacing the subrace options with the revenant subrace options.

### ABILITY SCORE INCREASE

Your Constitution score increases by 1.

### RELENTLESS NATURE

Your DM assigns a goal to you—typically, one related to your character's death. The goal must be a specific task you can complete, such as slaying an enemy or liberating an area and its people. Until you fulfill that goal, you gain the following benefits:

- If you are below half your hit point maximum at the start of your turn, you regain 1 hit point.
- If you die, you return to life 24 hours after death. If your body is destroyed, you reform within 1 mile of the place of your death at a spot determined by the DM. If your equipment was also destroyed, you do not regain it.

- You know the distance and direction between you and any creature involved in your goal, such as a person you seek vengeance against or someone you pledged to defend. This awareness fails if the creature is on another plane of existence.

When your goal is complete, you finally find rest. You die and cannot be restored to life.





## TIEFLING VARIANTS

As presented in the *Player's Handbook*, all members of the tiefling race share some manner of diabolic origin. The following option allows you to instead create a tiefling with a demonic tie.

All tieflings gain the following traits from the standard tiefling race of the *Player's Handbook*:

- Age
- Alignment
- Size
- Speed
- Darkvision

Additionally, the following traits are modified from the *Player's Handbook*:

- **Ability Score Increase.** Your Charisma score increases by 2.
- **Languages.** You can speak, read, and write Common.

### SUBRACES

This variant introduces new subraces for the tiefling. Each subrace offers traits in addition to the ones noted above. The race presented in the *Player's Handbook* is the infernal tiefling, which is summarized here for ease of reference.

#### INFERNAL TIEFLING

An infernal tiefling draws upon the power of the Nine Hells and its diabolic masters. These tieflings have the following additional features.

- **Ability Score Increase.** Your Intelligence score increases by 1.
- **Hellish Resistance.** As described in the *Player's Handbook*.
- **Infernal Legacy.** As described in the *Player's Handbook*.
- **Languages.** You can speak, read, and write Infernal.

#### ABYSSAL TIEFLING

All abyssal tieflings trace their bloodline to the demons of the Abyss. These tieflings have the following additional features.

- **Ability Score Increase.** Your Constitution score increases by 1.
- **Abyssal Arcana.** Each time you finish a long rest, you gain the ability to cast cantrips and spells randomly determined from a short list. At 1st level, you can cast a cantrip. When you reach 3rd level, you can also cast a 1st-level spell. At 5th level, you can cast a 2nd-level spell.

You can cast a spell gained from this trait only once until you complete your next long rest. You can cast a cantrip gained from this trait at will, as normal. For 1st-level spells whose effect changes if cast using a spell slot of 2nd level or higher, you cast the spell as if using a 2nd-level slot. Spells of 2nd level are cast as if using a 2nd-level slot.

At the end of each long rest, you lose the cantrips and spells previously granted by this feature, even if you did not cast them. You replace those cantrips and spells by rolling for new ones on the Abyssal Arcana Spells table. Roll separately for each cantrip and spell. If you roll the same spell or cantrip you gained at the end of your previous long rest, roll again until you get a different result.

#### ABYSSAL ARCANA SPELLS

d6 1st Level	3rd Level	5th Level
1 <i>Dancing lights</i>	<i>Burning hands</i>	<i>Alter self</i>
2 <i>True strike</i>	<i>Charm person</i>	<i>Darkness</i>
3 <i>Light</i>	<i>Magic missile</i>	<i>Invisibility</i>
4 <i>Message</i>	<i>Cure wounds</i>	<i>Levitate</i>
5 <i>Spare the dying</i>	<i>Tasha's hideous laughter</i>	<i>Mirror image</i>
6 <i>Prestidigitation</i>	<i>Thunderwave</i>	<i>Spider climb</i>

**Abyssal Fortitude.** Your hit point maximum increases by half your level (minimum 1).

**Languages.** You can speak, read, and write Abyssal.



# PART 2: CLASSES

## ARTIFICER

A gnome sits hunched over a workbench, carefully using needle and thread to wave runes into a leather satchel. The bag shudders as she completes her work, and a sudden, loud pop echoes through the room as a portal to an extradimensional space springs to being in the bag's interior. She beams with pride at her newly crafted bag of holding.

A troll growls in hunger as it looms over a dwarf, who slides a long, metal tube from a holster at his belt. With a thunderous roar, a gout of flame erupts from the tube, and the troll's growls turn into shrieks of panic as it turns to flee.

An elf scrambles up the castle's wall, Baron von Hendriks' men close behind her. As she clammers over the battlements, she reaches into her satchel, pulls out three vials, mixes their contents into a small leather bag, and flings it at her pursuers. The bag bursts at their feet, trapping them in a thick, black glue as she makes her escape.

Makers of magic-infused objects, artificers are defined by their inventive nature. Like wizards, they see magic as a complex system waiting to be decoded and controlled through a combination of thorough study and investigation. Artificers, though, focus on creating marvelous new magical objects. Spells are often too ephemeral and temporary for their tastes. Instead, they seek to craft durable, useful items.

### CUNNING INVENTORS

Every artificer is defined by a specific craft. Artificers see mastering the basic methods of a craft as the first step to true progress, the invention of new methods and approaches. Some artificers are engineers, students of invention and warfare who craft deadly firearms that they can augment with magic. Other artificers are alchemists. Using their knowledge of magic and various exotic ingredients, they create potions and draughts to aid them on their adventures. Alchemy and engineering are the two most common areas of study for artificers, but others do exist.

All artificers are united by their curiosity and inventive nature. To an artificer, magic is an evolving art with a leading edge of discovery and mastery that pushes further ahead with each passing year. Artificers value novelty and discovery. This penchant pushes them to seek a life of adventure. A hidden ruin might hold a forgotten magic item or a beautifully crafted mirror perfect for magical enhancement. Artificers win respect and renown among their kind by uncovering new lore or inventing new methods of creation.

### INTENSE RIVALRIES

The artificers' drive to invent and expand their knowledge creates an intense drive to uncover new magic discoveries. An artificer who hears news of a newly discovered magic item must act fast to get it before any rivals do. Good-aligned artificers recover items on adventures or offer gold or wondrous items to those who possess items they are keen to own. Evil ones have no problem committing crimes to claim what they want.

Almost every artificer has at least one rival, someone whom they seek to outdo at every turn. By the same token, artificers with similar philosophies and theories band together into loose guilds. They share their discoveries and work together to verify their theories and keep ahead of their rivals.





## THE ARTIFICER

Level	Proficiency Bonus	Features	Spells Known	1st	2nd	3rd	4th
1st	+2	Artificer Specialist, Magic Item Analysis	—	—	—	—	—
2nd	+2	Tool Expertise, Wondrous Invention	—	—	—	—	—
3rd	+2	Artificer Specialist feature, Spellcasting	3	2	—	—	—
4th	+2	Ability Score Improvement, Infuse Magic	4	3	—	—	—
5th	+3	Superior Attunement, Wondrous Invention	4	3	—	—	—
6th	+3	Mechanical Servant	4	3	—	—	—
7th	+3	—	5	4	2	—	—
8th	+3	Ability Score Improvement	6	4	2	—	—
9th	+4	Artificer Specialist feature	6	4	2	—	—
10th	+4	Wondrous Invention	7	4	3	—	—
11th	+4	—	8	4	3	—	—
12th	+4	Ability Score Improvement	8	4	3	—	—
13th	+5	—	9	4	3	2	—
14th	+5	Artificer Specialist feature	10	4	3	2	—
15th	+5	Superior Attunement, Wondrous Invention	10	4	3	2	—
16th	+5	Ability Score Improvement	11	4	3	3	—
17th	+6	Artificer Specialist feature	11	4	3	3	—
18th	+6	Ability Score Improvement	11	4	3	3	—
19th	+6	—	12	4	3	3	1
20th	+6	Soul of Artifice, Wondrous Invention	13	4	3	3	1

## CREATING AN ARTIFICER

When creating an artificer character, think about your character's background and drive for adventure. Does the character have a rival? What is the character's relationship with the artisan or artificer who taught the basics of the craft? Talk to your DM about the role played by artificers in the campaign, and what sort of organizations and NPCs you might have ties to.

### QUICK BUILD

You can make an artificer quickly by following these suggestions. First, put your highest ability score in Intelligence, followed by Constitution or Dexterity. Second, choose the guild artisan background.

## CLASS FEATURES

As an artificer, you gain the following class features.

### HIT POINTS

**Hit Dice:** 1d8 per artificer level

**Hit Points at 1st Level:** 8 + your Constitution modifier

**Hit Points at Higher Levels:** 1d8 (or 5) + your Constitution modifier per artificer level after 1st

## PROFICIENCIES

**Armor:** Light and medium armor

**Weapons:** Simple weapons

**Tools:** Thieves' tools, two other tools of your choice

**Saving Throws:** Constitution, Intelligence

**Skills:** Choose three from Arcana, Deception, History, Investigation, Medicine, Nature, Religion, Sleight of Hand

## EQUIPMENT

You start with the following equipment, in addition to the equipment granted by your background:

- (a) a handaxe and a light hammer or (b) any two simple weapons
- a light crossbow and 20 bolts
- (a) scale mail or (b) studded leather armor
- thieves' tools and a dungeoneer's pack

## ARTIFICER SPECIALIST

At 1st level, you choose the type of Artificer Specialist you are: Alchemist or Gunsmith, both of which are detailed at the end of the class description. Your choice grants you features at 1st level and again at 3rd, 9th, 14th, and 17th level.



## MAGIC ITEM ANALYSIS

Starting at 1st level, your understanding of magic items allows you to analyze and understand their secrets. You know the artificer spells detect magic and identify, and you can cast them as rituals. You don't need to provide a material component when casting identify with this class feature.

## TOOL EXPERTISE

Starting at 2nd level, your proficiency bonus is doubled for any ability check you make that uses any of the tool proficiencies you gain from this class.

## WONDROUS INVENTION

At 2nd level, you gain the use of a magic item that you have crafted. Choose the item from the list of 2nd-level items below.

Crafting an item is a difficult task. When you gain a magic item from this feature, it reflects long hours of study, tinkering, and experimentation that allowed you to finally complete the item. You are assumed to work on this item in your leisure time and to finish it when you level up.

You complete another item of your choice when you reach certain levels in this class: 5th, 10th, 15th, and 20th level. The item you choose must be on the list for your current artificer level or a lower level.

These magic items are detailed in the Dungeon Master's Guide.

**2nd Level:** *bag of holding, cap of water breathing, driftglobe, goggles of night, sending stones*

**5th Level:** *alchemy jug, helm of comprehending languages, lantern of revealing, ring of swimming, robe of useful items, rope of climbing, wand of magic detection, wand of secrets*

**10th Level:** *bag of beans, chime of opening, decanter of endless water, eyes of minute seeing, folding boat, Heward's handy haversack*

**15th Level:** *boots of striding and springing, bracers of archery, brooch of shielding, broom of flying, hat of disguise, slippers of spider climbing*

**20th Level:** *eyes of the eagle, gem of brightness, gloves of missile snaring, gloves of swimming and climbing, ring of jumping, ring of mind shielding, wings of flying*

## SPELLCASTING

As part of your study of magic, you gain the ability to cast spells at 3rd level. The spells you learn are limited in scope, primarily concerned with modifying creatures and objects or creating items.

### SPELL SLOTS

The Artificer table shows how many spell slots you have to cast your spells of 1st level and higher. To cast one of these spells, you must expend a slot of the spell's level or higher. You regain all expended spell slots when you finish a long rest.

### SPILLS KNOWN OF 1ST LEVEL AND HIGHER

You know three 1st-level spells of your choice from the artificer spell list (which appears at the end of this document).

The Spells Known column of the Artificer table shows when you learn more artificer spells of your choice from this feature. Each of these spells must be of a level for which you have spell slots on the Artificer table.

Additionally, when you gain a level in this class, you can choose one of the artificer spells you know from this feature and replace it with another spell from the artificer spell list. The new spell must also be of a level for which you have spell slots on the Artificer table.

## SPELLCASTING ABILITY

Intelligence is your spellcasting ability for your artificer spells; your understanding of the theory behind magic allows you to wield these spells with superior skill. You use your Intelligence whenever an artificer spell refers to your spellcasting ability. In addition, you use your Intelligence modifier when setting the saving throw DC for an artificer spell you cast and when making an attack roll with one.

**Spell save DC** = 8 + your proficiency bonus + your Intelligence modifier

**Spell attack modifier** = your proficiency bonus + your Intelligence modifier

## SPELLCASTING FOCUS

You can use an arcane focus as a spellcasting focus for your artificer spells. See chapter 5, "Equipment," in the Player's Handbook for various arcane focus options.

## INFUSE MAGIC

Starting at 4th level, you gain the ability to channel your artificer spells into objects for later use. When you cast an artificer spell with a casting time of 1 action, you can increase its casting time to 1 minute. If you do so and hold a nonmagical item throughout the casting, you expend a spell slot, but none of the spell's effects occur. Instead, the spell transfers into that item for later use if the item doesn't already contain a spell from this feature.

Any creature holding the item thereafter can use an action to activate the spell if the creature has an Intelligence score of at least 6. The spell is cast using your spellcasting ability, targeting the creature that activates the item. If the spell targets more than one creature, the creature that activates the item selects the additional targets. If the spell has an area of effect, it is centered on the item. If the spell's range is self, it targets the creature that activates the item.

When you infuse a spell in this way, it must be used within 8 hours. After that time, its magic fades and is wasted.

You can have a limited number of infused spells at the same time. The number equals your Intelligence modifier.

## ABILITY SCORE IMPROVEMENT

When you reach 4th, 8th, 12th, 16th, and 18th level, you can increase one ability score of your choice by 2, or you can increase two ability scores of your choice by 1. As normal, you can't increase an ability score above 20 using this feature.

## SUPERIOR ATTUNEMENT

At 5th level, your superior understanding of magic items allows you to master their use. You can now attune to up to four, rather than three, magic items at a time.

At 15th level, this limit increases to five magic items.



## MECHANICAL SERVANT

At 6th level, your research and mastery of your craft allow you to produce a mechanical servant. The servant is a construct that obeys your commands without hesitation and functions in combat to protect you. Though magic fuels its creation, the servant is not magical itself. You are assumed to have been working on the servant for quite some time, finally finishing it during a short or long rest after you reach 6th level.

Select a Large beast with a challenge rating of 2 or less. The servant uses that beast's game statistics, but it can look however you like, as long as its form is appropriate for its statistics. It has the following modifications:

- It is a construct instead of a beast.
- It can't be charmed.
- It is immune to poison damage and the poisoned condition.
- It gains darkvision with a range of 60 feet if it doesn't have it already.
- It understands the languages you can speak when you create it, but it can't speak.
- If you are the target of a melee attack and the servant is within 5 feet of the attacker, you can use your reaction to command the servant to respond, using its reaction to make a melee attack against the attacker

The servant obeys your orders to the best of its ability. In combat, it rolls its own initiative and acts on its own.

If the servant is killed, it can be returned to life via normal means, such as with the revivify spell. In addition, over the course of a long rest, you can repair a slain servant if you have access to its body. It returns to life with 1 hit point at the end of the rest. If the servant is beyond recovery, you can build a new one with one week of work (eight hours each day) and 1,000 gp of raw materials.

## SOUL OF ARTIFICE

At 20th level, your understanding of magic items is unmatched, allowing you to mingle your soul with items linked to you. You can attune to up to six magic items at once. In addition, you gain a +1 bonus to all saving throws per magic item you are currently attuned to.



## ARTIFICER SPECIALISTS

Artificers pursue a variety of specializations. The two most common ones, alchemy and engineering, are presented here.

### ALCHEMIST

An alchemist is an expert at combining exotic reagents to produce a variety of materials, from healing draughts that can mend a wound in moments to clinging goo that slows creatures down.

#### ALCHEMIST'S SATCHEL

At 1st level, you craft an Alchemist's Satchel, a bag of reagents that you use to create a variety of concoctions. The bag and its contents are both magical, and this magic allows you to pull out exactly the right materials you need for your Alchemical Formula options, described below. After you use one of those options, the bag reclaims the materials.

If you lose this satchel, you can create a new one over the course of three days of work (eight hours each day) by expending 100 gp worth of leather, glass, and other raw materials.

#### ALCHEMICAL FORMULA

At 1st level, you learn three Alchemical Formula options: Alchemical Fire, Alchemical Acid, and one other option of your choice. You learn an additional formula of your choice at 3rd, 9th, 14th, and 17th levels.

To use any of these options, your Alchemist's Satchel must be within reach.

If an Alchemical Formula option requires a saving throw, the DC is 8 + your proficiency bonus + your Intelligence modifier.

**Alchemical Fire.** As an action, you can reach into your Alchemist's Satchel, pull out a vial of volatile liquid, and hurl the vial at a creature, object, or surface within 30 feet of you (the vial and its contents disappear if you don't hurl the vial by the end of the current turn). On impact, the vial detonates in a 5-foot radius. Any creature in that area must succeed on a Dexterity saving throw or take 1d6 fire damage.

This formula's damage increases by 1d6 when you reach certain levels in this class: 4th level (2d6), 7th level (3d6), 10th level (4d6), 13th level (5d6), 16th level (6d6), and 19th level (7d6).

**Alchemical Acid.** As an action, you can reach into your Alchemist's Satchel, pull out a vial of acid, and hurl the vial at a creature or object within 30 feet of you (the vial and its contents disappear if you don't hurl the vial by the end of the current turn). The vial shatters on impact. A creature must succeed on a Dexterity saving throw or take 1d6 acid damage. An object automatically takes that damage, and the damage is maximized.

This formula's damage increases by 1d6 when you reach certain levels in this class: 3rd level (2d6), 5th level (3d6), 7th level (4d6), 9th level (5d6), 11th level (6d6), 13th level (7d6), 15th level (8d6), 17th level (9d6), and 19th level (10d6).



**Healing Draught.** As an action, you can reach into your Alchemist's Satchel and pull out a vial of healing liquid. A creature can drink it as an action to regain 1d8 hit points. The vial then disappears. Once a creature regains hit points from this alchemical formula, the creature can't do so again until it finishes a long rest. If not used, the vial and its contents disappear after 1 hour. While the vial exists, you can't use this formula.

This formula's healing increases by 1d8 when you reach certain levels in this class: 3rd level (2d8), 5th level (3d8), 7th level (4d8), 9th level (5d8), 11th level (6d8), 13th level (7d8), 15th level (8d8), 17th level (9d8), and 19th level (10d8).

**Smoke Stick.** As an action, you can reach into your Alchemist's Satchel and pull out a stick that produces a thick plume of smoke. You can hold on to the stick or throw it to a point up to 30 feet away as part of the action used to produce it. The area in a 10-foot radius around the stick is filled with thick smoke that blocks vision, including darkvision. The stick and smoke persist for 1 minute and then disappear. After using this formula, you can't do so again for 1 minute.

**Swift Step Draught.** As a bonus action, you can reach into your Alchemist's Satchel and pull out a vial filled with a bubbling, brown liquid. As an action, a creature can drink it. Doing so increases the creature's speed by 20 feet for 1 minute, and the vial disappears. If not used, the vial and its contents disappear after 1 minute. After using this formula, you can't do so again for 1 minute.

**Tanglefoot Bag.** As an action, you can reach into your Alchemist's Satchel and pull out a bag filled with writhing, sticky black tar and hurl it at a point on the ground within 30 feet of you (the bag and its contents disappear if you don't hurl the bag by the end of the current turn). The bag bursts on impact and covers the ground in a 5-foot radius with sticky goo. That area becomes difficult terrain for 1 minute, and any creature that starts its turn on the ground in that area has its speed halved for that turn. After using this formula, you can't do so again for 1 minute.

**Thunderstone.** As an action, you can reach into your Alchemist's Satchel and pull out a crystalline shard and hurl it at a creature, object, or surface within 30 feet of you (the shard disappears if you don't hurl it by the end of the current turn). The shard shatters on impact with a blast of concussive energy. Each creature within 10 feet of the point of impact must succeed on a Constitution saving throw or be knocked prone and pushed 10 feet away from that point.

## GUNSMITH

A master of engineering, you forge a firearm powered by a combination of science and magic.

### MASTER SMITH

When you choose this specialization at 1st level, you gain proficiency with smith's tools, and you learn the mending cantrip.

### THUNDER CANNON

At 1st level, you forge a deadly firearm using a combination of arcane magic and your knowledge of engineering and metallurgy. This firearm is called a Thunder Cannon. It is a ferocious weapon that fires leaden bullets that can punch through armor with ease.

You are proficient with the Thunder Cannon. The firearm is a two-handed ranged weapon that deals 2d6 piercing damage. Its normal range is 150 feet, and its maximum range is 500 feet. Once fired, it must be reloaded as a bonus action. If you lose your Thunder Cannon, you can create a new one over the course of three days of work (eight hours each day) by expending 100 gp worth of metal and other raw materials.

### ARCANE MAGAZINE

At 1st level, you craft a leather bag used to carry your tools and ammunition for your Thunder Cannon. Your Arcane Magazine includes the powders, lead shot, and other materials needed to keep that weapon functioning.

You can use the Arcane Magazine to produce ammunition for your gun. At the end of each long rest, you can magically produce 40 rounds of ammunition with this magazine. After each short rest, you can produce 10 rounds.

If you lose your Arcane Magazine, you can create a new one as part of a long rest, using 25 gp of leather and other raw materials.





## THUNDER MONGER

At 3rd level, you learn to channel thunder energy into your Thunder Cannon. As an action, you can make a special attack with your Thunder Cannon that deals an extra 1d6 thunder damage on a hit.

This extra damage increases by 1d6 when you reach certain levels in this class: 5th level (2d6), 7th level (3d6), 9th level (4d6), 11th level (5d6), 13th level (6d6), 15th level (7d6), 17th level (8d6), and 19th level (9d6).

## BLAST WAVE

Starting at 9th level, you can channel force energy into your Thunder Cannon. As an action, you can make a special attack with it. Rather than making an attack roll, you unleash force energy in a 15-foot cone from the gun. Each creature in that area must make a Strength saving throw with a DC of 8 + your proficiency bonus + your Intelligence modifier. On a failed saving throw, a target takes 2d6 force damage and is pushed 10 feet away from you.

This damage increases by 1d6 when you reach certain levels in this class: 13th level (3d6) and 17th level (4d6).

## ARTIFICER SPELL LIST

### 1ST LEVEL

Alarm	Alter self
Cure wounds	Arcane lock
Disguise self	Blur
Expeditious retreat	Continual flame
False life	Darkvision
Jump	Enhance ability
Longstrider	Enlarge/reduce
Sanctuary	Invisibility
Shield of faith	Lesser restoration

### 2ND LEVEL

Aid	Levitate
	Magic weapon
	Protection from poison
	Rope trick

## PIERCING ROUND

Starting at 14th level, you can shoot lightning energy through your Thunder Cannon. As an action, you can make a special attack with it. Rather than making an attack roll, you cause the gun to unleash a bolt of lightning, 5-feet wide and 30-feet long. Each creature in that area must make Dexterity saving throws with a DC of 8 + your proficiency bonus + your Intelligence modifier. On a failed saving throw, a target takes 4d6 lightning damage. This damage increases to 6d6 when you reach 19th level in this class.

## EXPLOSIVE ROUND

Starting at 17th level, you can channel fiery energy into your Thunder Cannon. As an action, you can make a special attack with it. Rather than making an attack roll, you launch an explosive round from the gun. The round detonates in a 30-foot radius sphere at a point within range. Each creature in that area must make a Dexterity saving throw with a DC of 8 + your proficiency bonus + your Intelligence modifier. On a failed saving throw, a target takes 4d8 fire damage.

See invisibility  
Spider climb

### 3RD LEVEL

Blink  
Fly  
Gaseous form  
Glyph of warding  
Haste  
Protection from energy  
Revivify  
Water breathing  
Water walk

### 4TH LEVEL

Arcane eye  
Death ward  
Fabricate  
Freedom of movement  
Leomund's secret chest  
Mordenkainen's faithful hound  
Mordenkainen's private sanctum  
Otiluke's resilient sphere  
Stone shape  
Stoneskin



# REVISED RANGER

## CLASS FEATURES

As a ranger, you gain the following class features.

### HIT POINTS

**Hit Dice:** 1d10 per ranger level

**Hit Points at 1st Level:** 10 + your Constitution modifier

**Hit Points at Higher Levels:** 1d10 (or 6) + your Constitution modifier per ranger level after 1st

### PROFICIENCIES

**Armor:** Light armor, medium armor, shields

**Weapons:** Simple weapons, martial weapons

**Tools:** None

**Saving Throws:** Strength, Dexterity

**Skills:** Choose three from Animal Handling, Athletics, Insight, Investigation, Nature, Perception, Stealth, and Survival

### EQUIPMENT

You start with the following equipment, in addition to the equipment granted by your background:

- (a) scale mail or (b) leather armor
- (a) two shortswords or (b) two simple melee weapons
- (a) a dungeoneer's pack or (b) an explorer's pack
- A longbow and a quiver of 20 arrows

### FAVORED ENEMY

Beginning at 1st level, you have significant experience studying, tracking, hunting, and even talking to a certain type of enemy commonly encountered in the wilds.

Choose a type of favored enemy: beasts, fey, humanoids, monstrosities, or undead. You gain a +2 bonus to damage rolls with weapon attacks against creatures of the chosen type. Additionally, you have advantage on Wisdom (Survival) checks to track your favored enemies, as well as on Intelligence checks to recall information about them.

When you gain this feature, you also learn one language of your choice, typically one spoken by your favored enemy or creatures associated with it. However, you are free to pick any language you wish to learn.

### THE RANGER

Level	Proficiency Bonus	Features	Spells Known	1st	2nd	3rd	4th	5th
1st	+2	Favored Enemy, Natural Explorer	—	—	—	—	—	—
2nd	+2	Fighting Style, Spellcasting	2	2	—	—	—	—
3rd	+2	Primeval Awareness, Ranger Conclave	3	3	—	—	—	—
4th	+2	Ability Score Improvement	3	3	—	—	—	—
5th	+3	Ranger Conclave feature	4	4	2	—	—	—
6th	+3	Greater Favored Enemy	4	4	2	—	—	—
7th	+3	Ranger Conclave feature	5	4	3	—	—	—
8th	+3	Ability Score Improvement, Fleet of Foot	5	4	3	—	—	—
9th	+4	—	6	4	3	2	—	—
10th	+4	Hide in Plain Sight	6	4	3	2	—	—
11th	+4	Ranger Conclave feature	7	4	3	3	—	—
12th	+4	Ability Score Improvement	7	4	3	3	—	—
13th	+5	—	8	4	3	3	1	—
14th	+5	Vanish	8	4	3	3	1	—
15th	+5	Ranger Conclave feature	9	4	3	3	2	—
16th	+5	Ability Score Improvement	9	4	3	3	2	—
17th	+6	—	10	4	3	3	3	1
18th	+6	Feral Senses	10	4	3	3	3	1
19th	+6	Ability Score Improvement	11	4	3	3	3	2
20th	+6	Foe Slayer	11	4	3	3	3	2



## NATURAL EXPLORER

You are a master of navigating the natural world, and you react with swift and decisive action when attacked. This grants you the following benefits:

- You ignore difficult terrain.
- You have advantage on initiative rolls.
- On your first turn during combat, you have advantage on attack rolls against creatures that have not yet acted.

In addition, you are skilled at navigating the wilderness. You gain the following benefits when traveling for an hour or more:

- Difficult terrain doesn't slow your group's travel.
- Your group can't become lost except by magical means.
- Even when you are engaged in another activity while traveling (such as foraging, navigating, or tracking), you remain alert to danger.
- If you are traveling alone, you can move stealthily at a normal pace.
- When you forage, you find twice as much food as you normally would.
- While tracking other creatures, you also learn their exact number, their sizes, and how long ago they passed through the area.

## FIGHTING STYLE

At 2nd level, you adopt a particular style of fighting as your specialty. Choose one of the following options. You can't take a Fighting Style option more than once, even if you later get to choose again.

### ARCHERY

You gain a +2 bonus to attack rolls you make with ranged weapons.

### DEFENSE

While you are wearing armor, you gain a +1 bonus to AC.

### DUELING

When you are wielding a melee weapon in one hand and no other weapons, you gain a +2 bonus to damage rolls with that weapon.

### TWO-WEAPON FIGHTING

When you engage in two-weapon fighting, you can add your ability modifier to the damage of the second attack.

## SPELLCASTING

By the time you reach 2nd level, you have learned to use the magical essence of nature to cast spells, much as a druid does. See chapter 10 for the general rules of spellcasting and chapter 11 for the ranger spell list.

### SPELL SLOTS

The Ranger table shows how many spell slots you have to cast your spells of 1st level and higher. To cast one of these spells, you must expend a slot of the spell's level or higher. You regain all expended spell slots when you finish a long rest.

For example, if you know the 1st-level spell *animal friendship* and have a 1st-level and a 2nd level spell slot available, you can cast *animal friendship* using either slot.

## SPELLS KNOWN OF 1ST LEVEL AND HIGHER

You know two 1st-level spells of your choice from the ranger spell list.

The Spells Known column of the Ranger table shows when you learn more ranger spells of your choice. Each of these spells must be of a level for which you have spell slots. For instance, when you reach 5th level in this class, you can learn one new spell of 1st or 2nd level.

Additionally, when you gain a level in this class, you can choose one of the ranger spells you know and replace it with another spell from the ranger spell list, which also must be of a level for which you have spell slots.





## SPELLCASTING ABILITY

Wisdom is your spellcasting ability for your ranger spells, since your magic draws on your attunement to nature. You use your Wisdom whenever a spell refers to your spellcasting ability. In addition, you use your Wisdom modifier when setting the saving throw DC for a ranger spell you cast and when making an attack roll with one.

**Spell save DC** = 8 + your proficiency bonus + your Wisdom modifier

**Spell attack modifier** = your proficiency bonus + your Wisdom modifier

## PRIMEVAL AWARENESS

Beginning at 3rd level, your mastery of ranger lore allows you to establish a powerful link to beasts and to the land around you.

You have an innate ability to communicate with beasts, and they recognize you as a kindred spirit. Through sounds and gestures, you can communicate simple ideas to a beast as an action, and can read its basic mood and intent. You learn its emotional state, whether it is affected by magic of any sort, its short-term needs (such as food or safety), and actions you can take (if any) to persuade it to not attack.

You cannot use this ability against a creature that you have attacked within the past 10 minutes.

Additionally, you can attune your senses to determine if any of your favored enemies lurk nearby. By spending 1 uninterrupted minute in concentration (as if you were concentrating on a spell), you can sense whether any of your favored enemies are present within 5 miles of you. This feature reveals which of your favored enemies are present, their numbers, and the creatures' general direction and distance (in miles) from you.

If there are multiple groups of your favored enemies within range, you learn this information for each group.

## RANGER CONCLAVE

At 3rd level, you choose to emulate the ideals and training of a ranger conclave: the Beast Conclave, the Hunter Conclave, or the Stalker Conclave, all detailed at the end of the class description. Your choice grants you features at 3rd level and again at 5th, 7th, 11th, and 15th level.

## ABILITY SCORE IMPROVEMENT

When you reach 4th level, and again at 8th, 12th, 16th, and 19th level, you can increase one ability score of your choice by 2, or you can increase two ability scores of your choice by 1. As normal, you can't increase an ability score above 20 using this feature.

## GREATER FAVORED ENEMY

At 6th level, you are ready to hunt even deadlier game. Choose a type of greater favored enemy: aberrations, celestials, constructs, dragons, elementals, fiends, or giants. You gain all the benefits against this chosen enemy that you normally gain against your favored enemy, including an additional language. Your bonus to damage rolls against all your favored enemies increases to +4.

Additionally, you have advantage on saving throws against the spells and abilities used by a greater favored enemy.

## FLEET OF FOOT

Beginning at 8th level, you can use the Dash action as a bonus action on your turn.

## HIDE IN PLAIN SIGHT

Starting at 10th level, you can remain perfectly still for long periods of time to set up ambushes. When you attempt to hide on your turn, you can opt to not move on that turn. If you avoid moving, creatures that attempt to detect you take a –10 penalty to their Wisdom (Perception) checks until the start of your next turn. You lose this benefit if you move or fall prone, either voluntarily or because of some external effect. You are still automatically detected if any effect or action causes you to no longer be hidden.

If you are still hidden on your next turn, you can continue to remain motionless and gain this benefit until you are detected.

## VANISH

Starting at 14th level, you can use the Hide action as a bonus action on your turn. Also, you can't be tracked by nonmagical means, unless you choose to leave a trail.

## FERAL SENSES

At 18th level, you gain preternatural senses that help you fight creatures you can't see. When you attack a creature you can't see, your inability to see it doesn't impose disadvantage on your attack rolls against it.

You are also aware of the location of any invisible creature within 30 feet of you, provided that the creature isn't hidden from you and you aren't blinded or deafened.

## FOE SLAYER

At 20th level, you become an unparalleled hunter. Once on each of your turns, you can add your Wisdom modifier to the attack roll or the damage roll of an attack you make. You can choose to use this feature before or after the roll, but before any effects of the roll are applied.

## RANGER CONCLAVES

Across the wilds, rangers come together to form conclaves—loose associations whose members share a similar outlook on how best to protect nature from those who would despoil it.

### BEAST CONCLAVE

Many rangers are more at home in the wilds than in civilization, to the point where animals consider them kin. Rangers of the Beast Conclave develop a close bond with a beast, then further strengthen that bond through the use of magic.

### ANIMAL COMPANION

At 3rd level, you learn to use your magic to create a powerful bond with a creature of the natural world.



## KEEPING TRACK OF PROFICIENCY

When you gain your animal companion at 3rd level, its proficiency bonus matches yours at +2. As you gain levels and increase your proficiency bonus, remember that your companion's proficiency bonus improves as well, and is applied to the following areas: Armor Class, skills, saving throws, attack bonus, and damage rolls.

## WHY NO MULTIATTACK?

Multiattack is a useful design tool that keeps monsters simple for the DM. It provides a boost in offense, but that boost is meant to make a beast threatening for one battle—a notion that doesn't mesh well with a beast intended to fight with the party, rather than against it. Project Multiattack across an entire adventure, and an animal companion runs the risk of outclassing the fighters and barbarians in the party.

So in story terms, your animal companion has traded in some of its ferocity (in the form of Multiattack) for better awareness and the ability to fight more effectively in concert with you.

## EXPANDING COMPANION OPTIONS

Depending on the nature of your campaign, the DM might choose to expand the options for your animal companion. As a rule of thumb, a beast can serve as an animal companion if it is Medium or smaller, has 15 or fewer hit points, and cannot deal more than 8 damage with a single attack. In general, that applies to creatures with a challenge rating of 1/4 or less, but there are exceptions.

With 8 hours of work and the expenditure of 50 gp worth of rare herbs and fine food, you call forth an animal from the wilderness to serve as your faithful companion. You normally select your companion from among the following animals: an **ape**, a **black bear**, a **boar**, a **giant badger**, a **giant weasel**, a **mule**, a **panther**, or a **wolf**. However, your DM might pick one of these animals for you, based on the surrounding terrain and on what types of creatures would logically be present in the area.

At the end of the 8 hours, your animal companion appears and gains all the benefits of your Companion's Bond ability. You can have only one animal companion at a time.

If your animal companion is ever slain, the magical bond you share allows you to return it to life. With 8 hours of work and the expenditure of 25 gp worth of rare herbs and fine food, you call forth your companion's spirit and use your magic to create a new body for it. You can return an animal companion to life in this manner even if you do not possess any part of its body.

If you use this ability to return a former animal companion to life while you have a current animal companion, your current companion leaves you and is replaced by the restored companion.



## COMPANION'S BOND

Your animal companion gains a variety of benefits while it is linked to you.

The animal companion loses its multiattack action, if it has one.

The companion obeys your commands as best it can. It rolls for initiative like any other creature, but you determine its actions, decisions, attitudes, and so on. If you are incapacitated or absent, your companion acts on its own.

When using your Natural Explorer feature, you and your animal companion can both move stealthily at a normal pace.

Your animal companion has abilities and game statistics determined in part by your level. Your companion uses your proficiency bonus rather than its own. In addition to the areas where it normally uses its proficiency bonus, an animal companion also adds its proficiency bonus to its AC and to its damage rolls.

Your animal companion gains proficiency in two skills of your choice. It also becomes proficient with all saving throws.

For each level you gain after 3rd, your animal companion gains an additional hit die and increases its hit points accordingly.

Whenever you gain the Ability Score Improvement class feature, your companion's abilities also improve. Your companion can increase one ability score of your choice by 2, or it can increase two ability scores of your choice by 1. As normal, your companion can't increase an ability score above 20 using this feature unless its description specifies otherwise.

Your companion shares your alignment, and has a personality trait and a flaw that you can roll for or select from the tables below. Your companion shares your ideal, and its bond is always, "The ranger who travels with me is a beloved companion for whom I would gladly give my life."



Your animal companion gains the benefits of your Favored Enemy feature, and of your Greater Favored Enemy feature when you gain that feature at 6th level. It uses the favored enemies you selected for those features.

#### d6 Trait

- 1 I'm dauntless in the face of adversity.
- 2 Threaten my friends, threaten me.
- 3 I stay on alert so others can rest.
- 4 People see an animal and underestimate me. I use that to my advantage.
- 5 I have a knack for showing up in the nick of time.
- 6 I put my friends' needs before my own in all things.

#### d6 Flaw

- 1 If there's food left unattended, I'll eat it.
- 2 I growl at strangers, and all people except my ranger are strangers to me.
- 3 Any time is a good time for a belly rub.
- 4 I'm deathly afraid of water.
- 5 My idea of hello is a flurry of licks to the face.
- 6 I jump on creatures to tell them how much I love them.

#### COORDINATED ATTACK

Beginning at 5th level, you and your animal companion form a more potent fighting team. When you use the Attack action on your turn, if your companion can see you, it can use its reaction to make a melee attack.

#### BEAST'S DEFENSE

At 7th level, while your companion can see you, it has advantage on all saving throws.

#### STORM OF CLAWS AND FANGS

At 11th level, your companion can use its action to make a melee attack against each creature of its choice within 5 feet of it, with a separate attack roll for each target.

#### SUPERIOR BEAST'S DEFENSE

At 15th level, whenever an attacker that your companion can see hits it with an attack, it can use its reaction to halve the attack's damage against it.

## HUNTER CONCLAVE

Some rangers seek to master weapons to better protect civilization from the terrors of the wilderness. Members of the Hunter Conclave learn specialized fighting techniques for use against the most dire threats, from rampaging ogres and hordes of orcs to towering giants and terrifying dragons.

#### HUNTER'S PREY

At 3rd level, you gain one of the following features of your choice.

**Colossus Slayer.** Your tenacity can wear down the most potent foes. When you hit a creature with a weapon attack, the creature takes an extra 1d8 damage if it's below its hit point maximum. You can deal this extra damage only once per turn.

**Giant Killer.** When a Large or larger creature within 5 feet of you hits or misses you with an attack, you can use your reaction to attack that creature immediately after its attack, provided that you can see the creature.

**Horde Breaker.** Once on each of your turns when you make a weapon attack, you can make another attack with the same weapon against a different creature that is within 5 feet of the original target and within range of your weapon.

#### EXTRA ATTACK

Beginning at 5th level, you can attack twice, instead of once, whenever you take the Attack action on your turn.

#### DEFENSIVE TACTICS

At 7th level, you gain one of the following features of your choice.

**Escape the Horde.** Opportunity attacks against you are made with disadvantage.

**Multiattack Defense.** When a creature hits you with an attack, you gain a +4 bonus to AC against all subsequent attacks made by that creature for the rest of the turn.

**Steel Will.** You have advantage on saving throws against being frightened.

#### MULTIATTACK

At 11th level, you gain one of the following features of your choice.

**Volley.** You can use your action to make a ranged attack against any number of creatures within 10 feet of a point you can see within your weapon's range. You must have ammunition for each target, as normal, and you make a separate attack roll for each target.

**Whirlwind Attack.** You can use your action to make melee attacks against any number of creatures within 5 feet of you, with a separate attack roll for each target.





### SUPERIOR HUNTER'S DEFENSE

At 15th level, you gain one of the following features of your choice.

**Evasion.** When you are subjected to an effect, such as a red dragon's fiery breath or a lightning bolt spell, that allows you to make a Dexterity saving throw to take only half damage, you instead take no damage if you succeed on a saving throw, and only half damage if you fail.

**Stand Against the Tide.** When a hostile creature misses you with a melee attack, you can use your reaction to force that creature to repeat the same attack against another creature (other than itself) of your choice.

**Uncanny Dodge.** When an attacker that you can see hits you with an attack, you can use your reaction to halve the attack's damage against you.

### DEEP STALKER CONCLAVE

Most folk descend into the depths of the Underdark only under the most pressing conditions, undertaking some desperate quest or following the promise of vast riches. All too often, evil festers beneath the earth unnoticed, and rangers of the Deep Stalker Conclave strive to uncover and defeat such threats before they can reach the surface.

### UNDERDARK SCOUT

At 3rd level, you master the art of the ambush. On your first turn during combat, you gain a +10 bonus to your speed, and if you use the Attack action, you can make one additional attack.

You are also adept at evading creatures that rely on darkvision. Such creatures gain no benefit when attempting to detect you in dark and dim conditions. Additionally, when the DM determines if you can hide from a creature, that creature gains no benefit from its darkvision.

### DEEP STALKER MAGIC

At 3rd level, you gain darkvision out to a range of 90 feet. If you already have darkvision, you increase its range by 30 feet.

You also gain access to additional spells at 3rd, 5th, 9th, 13th, and 15th level. Once you gain a deep stalker spell, it counts as a ranger spell for you but doesn't count against the number of ranger spells you know.

### DEEP STALKER SPELLS

Ranger Level	Spells
3rd	<i>disguise self</i>
5th	<i>rope trick</i>
9th	<i>glyph of warding</i>
13th	<i>greater invisibility</i>
17th	<i>seeming</i>

### EXTRA ATTACK

Beginning at 5th level, you can attack twice, instead of once, whenever you take the Attack action on your turn.

### IRON MIND

At 7th level, you gain proficiency in Wisdom saving throws.

### STALKER'S FLURRY

Starting at 11th level, once on each of your turns when you miss with an attack, you can make another attack.

### STALKER'S DODGE

At 15th level, whenever a creature attacks you and does not have advantage, you can use your reaction to impose disadvantage on the creature's attack roll against you. You can use this feature before or after the attack roll is made, but it must be used before the outcome of the roll is determined.





# SPELL-LESS RANGER VARIANT

## CLASS FEATURES

As a Spell-less Ranger, you gain the following class features

### HIT POINTS

**Hit Dice:** 1d10 per spell-less ranger level

**Hit Points at 1st Level:** 10 + your Constitution modifier

**Hit Points at Higher Levels:** 1d10 (or 6) + your Constitution modifier per spell-less ranger level after 1st

### PROFICIENCIES

**Armor:** Light armor, medium armor, shields

**Weapons:** Simple weapons, martial weapons

**Tools:** None

**Saving Throws:** Strength, Dexterity

**Skills:** Choose three from Animal Handling, Athletics, Insight, Investigation, Nature, Perception, Stealth, and Survival

### EQUIPMENT

You start with the following equipment, in addition to the equipment granted by your background:

- (a) scale mail or (b) leather armor

- (a) two shortswords or (b) two simple melee weapons
- (a) a dungeoneer's pack or (b) an explorer's pack
- A longbow and a quiver of 20 Arrows

## FAVORED ENEMY

Beginning at 1st level, you have significant experience studying, tracking, hunting, and even talking to a certain type of enemy.

Choose a type of favored enemy: aberrations, beasts, celestials, constructs, dragons, elementals, fey, fiends, giants, monstrosities, oozes, plants, or undead. Alternatively, you can select two races of humanoid (such as gnolls and orcs) as favored enemies.

You have advantage on Wisdom (Survival) checks to track your favored enemies, as well as on Intelligence checks to recall information about them.

When you gain this feature, you also learn one language of your choice that is spoken by your favored enemies, if they speak one at all.

You choose one additional favored enemy, as well as an associated language, at 6th and 14th level. As you gain levels, your choices should reflect the types of monsters you have encountered on your adventures.

## SPELL-LESS RANGER

Level	Proficiency Bonus	Features	Maneuvers
1st	+2	Favored Enemy, Natural Explorer	—
2nd	+2	Combat Superiority, Fighting Style	2
3rd	+2	Poultices, Ranger Archetype	2
4th	+2	Ability Score Improvement	2
5th	+3	Extra Attack	3
6th	+3	Favored Enemy and Natural Explorer Improvements	3
7th	+3	Ranger Archetype Feature	3
8th	+3	Ability Score Improvement, Land's Stride	3
9th	+4	Natural Antivenom	4
10th	+4	Natural Explorer Improvement, Hide in Plain Sight	4
11th	+4	Ranger Archetype Feature	4
12th	+4	Ability Score Improvement	4
13th	+5	Call Natural Allies	5
14th	+5	Favored Enemy Improvement, Vanish	5
15th	+5	Ranger Archetype Feature	5
16th	+5	Ability Score Improvement	5
17th	+6	Relentless	6
18th	+6	Feral Senses	6
19th	+6	Ability Score Improvement	6
20th	+6	Foe Slayer	6



## NATURAL EXPLORER

You are particularly familiar with one type of natural environment and are adept at traveling and surviving in such regions. Choose one type of favored terrain: arctic, coast, desert, forest, grassland, mountain, swamp, or the Underdark. When you make an Intelligence or Wisdom check related to your favored terrain, your proficiency bonus is doubled if you are using a skill that you're proficient in.

While traveling for an hour or more in your favored terrain, you gain the following benefits:

- Difficult terrain doesn't slow your group's travel.
- Your group can't become lost except by magical means.
- Even when you are engaged in another activity while traveling (such as foraging, navigating, or tracking), you remain alert to danger.
- If you are traveling alone, you can move stealthily at a normal pace.
- When you forage, you find twice as much food as you normally would.
- While tracking other creatures, you also learn their exact number, their sizes, and how long ago they passed through the area.

You choose additional favored terrain types at 6th and 10th level.

## COMBAT SUPERIORITY

At 2nd level, you learn maneuvers that are fueled by special dice called superiority dice.

**Maneuvers.** You learn two maneuvers of your choice, which are chosen from the list of maneuvers available to fighters with the Battle Master archetype. Many maneuvers enhance an attack in some way. You can use only one maneuver per attack.

You learn one additional maneuver of your choice at 5th, 9th, 13th, and 17th levels. Each time you learn a new maneuver, you can also replace one maneuver you know with a different one.

**Superiority Dice.** You have four superiority dice, which are d8s. A superiority die is expended when you use it. You regain all of your expended superiority dice when you finish a short or long rest.

You gain another superiority die at 9th level and one more at 17th level.

**Saving Throws.** Some of your maneuvers require your target to make a saving throw to resist the maneuver's effects. The saving throw DC is calculated as follows:

**Maneuver save DC** = 8 + your proficiency bonus + your Strength or Dexterity modifier (your choice).

## FIGHTING STYLE

At 2nd level, you adopt a particular style of fighting as your specialty. Choose one of the following options. You can't take a Fighting Style option more than once, even if you later get to choose again.

### ARCHERY

You gain a +2 bonus to attack rolls you make with ranged weapons.

### DEFENSE

While you are wearing armor, you gain a +1 bonus to AC.

### DUELING

When you are wielding a melee weapon in one hand and no other weapons, you gain a +2 bonus to damage rolls with that weapon.

### TWO-WEAPON FIGHTING

When you engage in two-weapon fighting, you can add your ability modifier to the damage of the second attack.

## POULTICES

At 3rd level, you can create special herbal poultices that have healing power comparable to some potions. You can spend 1 hour gathering herbs and preparing herbal poultices using treated bandages to create a number of such poultices equal to your Wisdom modifier (minimum 1). You can carry a number of poultices at one time equal to your Wisdom modifier (minimum 1). The poultices you create cannot be applied by anyone but you. After 24 hours, any poultices that you have not used lose their potency.

If you spend 1 minute applying one of your poultices to a wounded humanoid creature, thereby expending its use, that creature regains 1d6 hit points for every two ranger levels you have (rounded up).

## RANGER ARCHETYPE

At 3rd level, you choose an archetype that you strive to emulate: Hunter or Beast Master, both detailed at the end of the class description. Your choice grants you features at 3rd level and again at 7th, 11th, and 15th level.





## ABILITY SCORE IMPROVEMENT

---

When you reach 4th level, and again at 8th, 12th, 16th, and 19th level, you can increase one ability score of your choice by 2, or you can increase two ability scores of your choice by 1. As normal, you can't increase an ability score above 20 using this feature.

## EXTRA ATTACK

---

Beginning at 5th level, you can attack twice, instead of once, whenever you take the Attack action on your turn.

## LAND'S STRIDE

---

Starting at 8th level, moving through nonmagical difficult terrain costs you no extra movement. You can also pass through nonmagical plants without being slowed by them and without taking damage from them if they have thorns, spines, or a similar hazard. In addition, you have advantage on saving throws against plants that are magically created or manipulated to impede movement, such as those created by the *entangle* spell.

## NATURAL ANTIVENOM

---

Starting at 9th level, you have advantage on saving throws against poison and have resistance to poison damage. Additionally, you can use one of your poultices to cure one poison effect on the creature you are applying it to, in addition to restoring hit points.

## HIDE IN PLAIN SIGHT

---

Starting at 10th level, you can spend 1 minute creating camouflage for yourself. You must have access to fresh mud, dirt, plants, soot, and other naturally occurring materials with which to create your camouflage.

Once you are camouflaged in this way, you can try to hide by pressing yourself up against a solid surface, such as a tree or wall, that is at least as tall and wide as you are. You gain a +10 bonus to Dexterity (Stealth) checks as long as you remain there without moving or taking actions. Once you move or take an action or a reaction, you must camouflage yourself again to gain this benefit.

## CALL NATURAL ALLIES

---

Starting at 13th level, when you are in an area of your favored terrain, you can call natural creatures from that terrain to fight on your behalf, using your attunement to the natural world to convince them to aid you. The DM chooses beasts appropriate to the terrain to come to your aid from among those that could hear you and that are within 1 mile of you, in one of the following groups:

- One beast of challenge rating 2 or lower
- Two beasts of challenge rating 1 or lower
- Four beasts of challenge rating 1/2 or lower
- Eight beasts of challenge rating 1/4 or lower

These beasts approach you from their current location, and will fight alongside you, attacking any creatures that are hostile to you. They are friendly to you and your comrades, and you roll initiative for the called creatures as a group, which takes its own turns. The DM has the creatures' statistics.

After 1 hour, these beasts return to their previous location. Once you use this feature, you cannot use it again in the same general area for 24 hours, since the same animals will not repeatedly heed your call.

## VANISH

---

Starting at 14th level, you can use the Hide action as a bonus action on your turn. Also, you can't be tracked by nonmagical means, unless you choose to leave a trail.

## RELENTLESS

---

Starting at 17th level, when you roll initiative and have no superiority dice remaining, you regain 1 superiority die.

## FERAL SENSES

---

At 18th level, you gain preternatural senses that help you fight creatures you can't see. When you attack a creature you can't see, your inability to see it doesn't impose disadvantage on your attack rolls against it. You are also aware of the location of any invisible creature within 30 feet of you, provided that the creature isn't hidden from you and you aren't blinded or deafened.

## FOE SLAYER

---

At 20th level, you become an unparalleled hunter of your enemies. Once on each of your turns, you can add your Wisdom modifier to the attack roll or the damage roll of an attack you make against one of your favored enemies. You can choose to use this feature before or after the roll, but before any effects of the roll are applied.

## RANGER ARCHETYPES

The Ideal of the Ranger has two classic expressions: the Hunter and the Beast Master

### HUNTER

---

Emulating the Hunter archetype means accepting your place as a bulwark between civilization and the terrors of the wilderness. As you walk the Hunter's path, you learn specialized techniques for fighting the threats you face, from rampaging ogres and hordes of orcs to towering giants and terrifying dragons.

#### HUNTER'S PREY

At 3rd level, you gain one of the following features of your choice.

**Colossus Slayer.** Your tenacity can wear down the most potent foes. When you hit a creature with a weapon attack, the creature takes an extra 1d8 damage if it's below its hit point maximum. You can deal this extra damage only once per turn.



**Giant Killer.** When a Large or larger creature within 5 feet of you hits or misses you with an attack, you can use your reaction to attack that creature immediately after its attack, provided that you can see the creature.

**Horde Breaker.** Once on each of your turns when you make a weapon attack, you can make another attack with the same weapon against a different creature that is within 5 feet of the original target and within range of your weapon.

## DEFENSIVE TACTICS

At 7th level, you gain one of the following features of your choice.

**Escape the Horde.** Opportunity attacks against you are made with disadvantage.

**Multiattack Defense.** When a creature hits you with an attack, you gain a +4 bonus to AC against all subsequent attacks made by that creature for the rest of the turn.

**Steel Will.** You have advantage on saving throws against being frightened.

## MULTIATTACK

At 11th level, you gain one of the following features of your choice.

**Volley.** You can use your action to make a ranged attack against any number of creatures within 10 feet of a point you can see within your weapon's range. You must have ammunition for each target, as normal, and you make a separate attack roll for each target.

**Whirlwind Attack.** You can use your action to make a melee attack against any number of creatures within 5 feet of you, with a separate attack roll for each target.

## SUPERIOR HUNTER'S DEFENSE

At 15th level, you gain one of the following features of your choice.

**Evasion.** You can nimbly dodge out of the way of certain area effects, such as a red dragon's fiery breath or a *lightning bolt* spell. When you are subjected to an effect that allows you to make a Dexterity saving throw to take only half damage, you instead take no damage if you succeed on the saving throw, and only half damage if you fail.

**Stand Against the Tide.** When a hostile creature misses you with a melee attack, you can use your reaction to force that creature to repeat the same attack against another creature (other than itself) of your choice.

**Uncanny Dodge.** When an attacker that you can see hits you with an attack, you can use your reaction to halve the attack's damage against you.

## BEAST MASTER

The Beast Master archetype embodies a friendship between the civilized races and the beasts of the world. United in focus, beast and ranger work as one to fight the monstrous foes that threaten civilization and the wilderness alike. Emulating the Beast Master archetype means committing yourself to this ideal, working in partnership with all animal as its companion and friend.

## RANGER'S COMPANION

At 3rd level, you gain a beast companion that accompanies you on your adventures and is trained to fight alongside you. Choose a beast that is no larger than Medium and that has a challenge rating of 1/4 or lower (appendix D presents statistics for the hawk, mastiff, and panther as examples). Add your proficiency bonus to the beast's AC, attack rolls, and damage rolls, as well as to any saving throws and skills it is proficient in. Its hit point maximum equals its normal maximum or four times your ranger level, whichever is higher. Like any creature, the beast can spend Hit Dice during a short rest.

The beast obeys your commands as best as it can. It takes its turn on your initiative, though it doesn't take an action unless you command it to. On your turn, you can verbally command the beast where to move (no action required by you). You can use your action to verbally command it to take the Attack, Dash, Disengage, Dodge, or Help action. Once you have the Extra Attack feature, you can make one weapon attack yourself when you command the beast to take the Attack action.

If you are incapacitated or absent, the beast acts on its own, focusing on protecting you and itself. It never requires your command to use its reaction, such as when making an opportunity attack.

While traveling through your favored terrain with only the beast, you can move stealthily at a normal pace.

If the beast dies, you can obtain another one by spending 8 hours magically bonding with another beast that isn't hostile to you and that meets the requirements.

## EXCEPTIONAL TRAINING

Beginning at 7th level, on any of your turns when your beast companion doesn't attack, you can use a bonus action to command the beast to take the Dash, Disengage, Dodge, or Help action on its turn.

## BESTIAL FURY

When you command the beast to take the Attack action, the beast can attack twice or take the Multiattack action if it has that action.

## BEASTLY COORDINATION

Beginning at 15th level, when an attacker that you can see hits your beast companion with an attack, you can call out a warning. If your beast companion can hear you, it can use its reaction to halve the attack's damage against it.







## PART 3: SUB-CLASSES

### BARBARIAN PATHS

At 3rd level, a barbarian gains the Primal Path feature. Here are three new options for that feature: the Path of the Ancestral Guardian, the Path of the Storm Herald, and the Path of the Zealot.

#### PATH OF THE ANCESTRAL GUARDIAN

Some barbarians hail from cultures that revere their ancestors. These tribes teach that the warriors of the past linger on in the world as mighty spirits who can guide and protect the living. When barbarians who follow this path rage, they cross the barrier into the spirit world and call on these guardian spirits for aid.

Barbarians who draw on their ancestral guardians fight to protect their tribes and their allies. With the spirits' help, they can hinder their foes even as they strike powerful blows against them.

In order to cement ties to their ancestral guardians, barbarians who follow this path cover themselves in elaborate tattoos that celebrate their ancestors' deeds. These tattoos tell epic sagas of victories against terrible monsters and other fearsome rivals.

#### ANCESTRAL PROTECTORS

Starting when you choose this path at 3rd level, spectral warriors appear when you rage. These warriors distract a foe you designate and hinder its attempts to evade you. While you're raging, you can use a bonus action on your turn to choose one creature you can see within 5 feet of you. Until the start of your next turn or until your rage ends, the chosen creature has disadvantage on any attack roll that doesn't target you, and if the creature takes the Disengage action within 5 feet of you, its speed is halved until the end of its turn.

#### ANCESTRAL SHIELD

Beginning at 6th level, the guardian spirits that aid you can provide protection for your allies. If you are raging and an ally you can see within 30 feet of you takes bludgeoning, piercing, or slashing damage, you can use your reaction to transfer your resistance to those damage types to the ally. The resistance applies to the incoming damage. Until the start of your next turn, the ally keeps the resistance and you lack it, unless you also have it from a source other than Rage.

#### CONSULT THE SPIRITS

At 10th level, you gain the ability to consult with your ancestral spirits. Right before you make an Intelligence or a Wisdom check, you can give yourself advantage on the check. You can use this feature three times, and you regain expended uses when you finish a long rest.

#### VENGEFUL ANCESTORS

At 14th level, your ancestral spirits grow powerful enough to strike your foes. When you or an ally you can see within 30 feet of you is damaged by a melee attack while you're raging, you can use your reaction to cause the attacker to take 2d8 force damage from the spirits.



## PATH OF THE STORM HERALD

Typical barbarians harbor a fury that dwells within. Their rage grants them superior strength, durability, and speed. Barbarians who follow the Path of the Storm Herald learn instead to transform their rage into a mantle of primal magic that swirls around them. When in a fury, a barbarian of this path taps into nature to create powerful, magical effects.

Storm heralds are typically elite champions who train alongside druids, rangers, and others sworn to protect the natural realm. Other storm heralds hone their craft in elite lodges founded in regions wracked by storms, in the frozen reaches at the world's end, or deep in the hottest deserts.

### STORM OF FURY

When you select this path at 3rd level, choose one of the following options: desert, sea, or tundra. The environment you choose shapes the nature of the storm you conjure when you rage.

While raging, you emanate an aura in a 10-foot radius. The effects of this aura depend on your chosen environment.

**Desert.** Any enemy that ends its turn in your aura takes fire damage equal to 2 + your barbarian level divided by 4.

**Sea.** At the end of each of your turns, you can choose a creature in your aura, other than yourself. The target must make a Dexterity saving throw against a DC equal to 8 + your proficiency bonus + your Constitution modifier. The target takes 2d6 lightning damage on a failed save, and half as much damage on a successful one. This damage increases to 3d6 at 10th level and to 4d6 at 15th level.

**Tundra.** Any enemy that ends its turn in your aura takes cold damage equal to 2 + your barbarian level divided by 4.

### STORM SOUL

At 6th level, your link to the power of the storm grants you additional abilities based on the environment you chose at 3rd level.

**Desert.** You gain resistance to fire damage and don't suffer the effects of extreme heat.

**Sea.** You gain resistance to lightning damage and can breathe underwater.

**Tundra.** You gain resistance to cold damage and don't suffer the effects of extreme cold.

### SHIELD OF THE STORM

At 10th level, you learn to use your mastery of the storm to protect your allies. While you are raging, allies within your aura gain the benefits of your Storm Soul feature.

### RAGING STORM

At 14th level, the power of the storm you channel grows mightier.

**Desert.** The ground around you becomes like shifting sand. Any enemy that attempts to move more than 5 feet per turn on the ground while in your aura must make a Strength saving throw (DC 8 + your proficiency bonus + your Constitution modifier). On a failed save, the creature's speed drops to 0 until the start of its next turn.

**Sea.** Roaring winds tear through the area around you. Any creature in your aura that you hit with an attack must make a Strength saving throw (DC 8 + your proficiency bonus + your Strength modifier) or be knocked prone.

**Tundra.** The air around you coldly slows your foes. The area within your aura is difficult terrain for your enemies.

## PATH OF THE ZEALOT

Some deities inspire their followers to pitch themselves into a ferocious battle fury. These barbarians are zealots—warriors who channel their rage into powerful displays of divine power.

A variety of gods across the worlds of D&D inspire their followers to embrace this path. Tempus from the Forgotten Realms and Hextor and Erythnul of Greyhawk are all prime examples. In general, the gods who inspire zealots are deities of combat, destruction, and violence. Not all are evil, but few are good.

### DIVINE FURY

Starting when you choose this path at 3rd level, you can channel divine fury when you start to rage. If you do so, you become cloaked in an aura of divine power until the rage ends. At the end of each of your turns for that duration, each creature within 5 feet of you takes damage equal to 1d6 + half your barbarian level. The damage is necrotic or radiant; you choose the type of damage when you gain this feature.

### WARRIOR OF THE GODS

At 3rd level, your soul is marked for endless battle. If a spell would have the sole effect of restoring you to life (but not undeath), the caster does not need material components to cast the spell on you.

### ZEALOUS FOCUS

At 6th level, the divine power that fuels your rage can shield you from harm. If you fail a saving throw while raging, you can instead succeed on that saving throw as a reaction. However, doing so immediately ends your rage, and you can't rage again until you finish a short or long rest.

### ZEALOUS PRESENCE

At 10th level, you learn to channel divine power to inspire zealotry in others. As an action, you howl in fury and unleash a battle cry infused with divine energy. Every ally within 60 feet of you gains advantage on attack rolls and saving throws until the start of your next turn.

Once you use this feature, you can't use it again until you finish a long rest.

### RAGE BEYOND DEATH

Beginning at 14th level, the divine power that fuels your rage allows you to shrug off fatal blows. While raging, having 0 hit points doesn't knock you unconscious. You still must make death saving throws, and you suffer the normal effects of taking damage while at 0 hit points. However, if you would die due to failing death saving throws, you don't die until your rage ends.





## BARD COLLEGES

At 3rd level, a bard gains the Bard College feature. Here are new options for that feature: the College of Glamour, the College of Satire, the College of Swords and the College of Whispers.

### COLLEGE OF GLAMOUR

The College of Glamour is open to those bards who mastered their craft in the vibrant, deadly realm of the Feywild. Tutored by satyrs, eladrin, and other fey, these bards learn to use their magic to delight and captivate others.

The bards of this college are regarded with a mixture of awe and fear. Their performances are the stuff of legend. The bards of this college are so eloquent that a speech or song that one of them performs can cause captors to release the bard unharmed and can lull a furious dragon into complacency. The same magic that allows them to quell beasts can also bend minds. Villainous bards of this college can leech off a community for weeks, abusing their magic to turn their hosts into thralls.

#### MANTLE OF INSPIRATION

When you join the College of Glamour at 3rd level, you gain the ability to weave a song of fey magic that enralls your allies with vigor and speed.

As a bonus action, you can expend a use of Bardic Inspiration to grant yourself a wondrous, otherworldly appearance. When you do so, choose a number of allies you can see and who can see you within 60 feet of you, up to a number of them equal to your Charisma modifier (minimum of one). Each target gains 2d6 temporary hit points. When a target gains these temporary hit points, it can also use its reaction to move up to its speed toward you, without provoking opportunity attacks. It must take the shortest, safest path to you.

The number of temporary hit points increases when you reach certain levels in this class, increasing to 2d8 at 5th level, 2d10 at 10th level, and 2d12 at 15th level.

#### ENTHRALLING PERFORMANCE

Starting at 3rd level, you can charge your performance with seductive fey magic. If you perform for at least 10 minutes, you can attempt to inspire wonder in your audience by singing, reciting a poem, or dancing. At the end of the performance, choose a number of humanoids within 60 feet of you who watched and listened to all of it, up to a number of them equal to your Charisma modifier (minimum of one). Each target must succeed on a Wisdom saving throw against your spell save DC or be charmed by you. While charmed in this way, the target idolizes you, it speaks glowingly of you to anyone who speaks to it, and it hinders anyone who opposes you, avoiding violence unless it was already inclined to fight on your behalf. This effect ends on a target after 1 hour, if it takes any damage, if you attack it, or if it witnesses you attacking or damaging any of its allies.

If a target succeeds on its save against this effect, the target has no hint that you tried to charm it.

Once you use this feature, you can't use it again until you finish a short or long rest.

**Mantle of Majesty** At 6th level, you gain the ability to cloak yourself in a fey magic that makes others want to serve you. As a bonus action, you take on an appearance of unearthly beauty for 1 minute. During this time, you can cast *command* as a bonus action on each of your turns, without using a spell slot. This effect lasts for 1 minute, and any creature charmed by you automatically fails its saving throw against the spell.

Once you use this feature, you can't use it again until you finish a long rest.

#### UNBREAKABLE MAJESTY

At 14th level, you gain an otherworldly aspect to your appearance that makes you look more fierce and lovely.

In addition, through this feature, you can cast *sanctuary* on yourself. If a creature fails its saving throw against the spell, you also gain advantage on all Charisma checks against the creature for 1 minute, and it has disadvantage on any saving throw it makes against your spells on your next turn.

Once you cast *sanctuary* using this feature, you can't do so again until you finish a short or long rest.





## COLLEGE OF SATIRE

Bards of the College of Satire are called jesters. They use lowbrow stories, daring acrobatics, and cutting jokes to entertain audiences, ranging from the crowds in a rundown dockside pub to the nobles of a king's royal court. Where other bards seek forgotten lore or tales of epic bravery, jesters ferret out embarrassing and hilarious stories of all kinds. Whether telling the ribald tale of a brawny stable hand's affair with an aged duchess or a mocking satire of a paladin of Helm's cloying innocence, a jester never lets taste, social decorum, or shame get in the way of a good laugh.

While jesters are masters of puns, jokes, and verbal barbs, they are much more than just comic relief. They are expected to mock and provoke, taking advantage of how even the most powerful folk are expected by tradition to endure a jester's barbs with good humor. This expectation allows a jester to serve as a critic or a voice of reason when others are too intimidated to speak the truth.

For the duchess with a taste for strapping young laborers, such tales might serve to warn the targets of her affections and force her to change her ways for lack of willing partners. Striking back at the jester only ruins her already damaged reputation, and might provide the best evidence that the jester's satires have hit their mark. But if she is kind and generous to her conquests, the jokes and stories cast her as a kind of folk hero, while drawing even more potential partners to her.

Jesters are loyal to only one cause: the pursuit and propagation of the truth. They use their comedy and innocuous appearance to break down social barriers and expose corruption, incompetence, and stupidity among the rich and powerful. Whether revealing a con artist's treachery or exposing a baron's plans for war as driven by greed and bloodlust, a jester serves as the conscience of a realm.

Jesters adventure to safeguard the common folk and to undermine the plans of the rich, powerful, and arrogant. Their magic bolsters allies' spirits while casting doubt into foes' minds. Among bards, jesters are unmatched acrobats, and their ability to tumble, dodge, leap, and climb makes them slippery opponents in battle.

### BONUS PROFICIENCIES

When you join the College of Satire at 3rd level, you gain proficiency with thieves' tools. You also gain proficiency in Sleight of Hand and one additional skill of your choice. If you are already proficient with thieves' tools or in Sleight of Hand, choose another skill proficiency for each proficiency you already have.

### TUMBLING FOOL

At 3rd level, you master a variety of acrobatic techniques that allow you to evade danger. As a bonus action, you can tumble. When you tumble, you gain the following benefits for the rest of your turn:

- You gain the benefits of taking the Dash and Disengage actions.
- You gain a climbing speed equal to your current speed.
- You take half damage from falling.

### FOOL'S INSIGHT

At 6th level, your ability to gather stories and lore gains a supernatural edge. You can cast *detect thoughts* up to a number of times equal to your Charisma modifier. You regain any expended uses of this ability after completing a long rest.

If a creature resists your attempt to probe deeper and succeeds at its saving throw against your *detect thoughts*, it immediately suffers an embarrassing social gaffe. It might loudly pass gas, unleash a thunderous burp, trip and fall, or be compelled to tell a tasteless joke.

### FOOL'S LUCK

Jesters seem to have a knack for pulling themselves out of tight situations, transforming what looks like sure failure into an embarrassing but effective success.

At 14th level, you can expend one use of Bardic Inspiration after you fail an ability check, fail a saving throw, or miss with an attack roll. Roll a Bardic Inspiration die and add the number rolled to your attack, saving throw, or ability check, using the new result in place of the failed one.

If using this ability grants you a success on the attack, saving throw, or ability check, note the number you rolled on the Bardic Inspiration die. The DM can then apply that result as a penalty to an attack or check you make, and you cannot use this ability again until you suffer this drawback. When the DM invokes this penalty, describe an embarrassing gaffe or mistake you make as part of the affected die roll.





## COLLEGE OF SWORDS

Bards of the College of Swords are called blades, and they entertain through daring feats of weapon prowess. Blades perform stunts such as sword swallowing, knife throwing and juggling, and mock combats. But though they use their weapons to entertain, they are also highly trained and skilled warriors in their own right.

Their talent with weapons inspires many blades to lead double lives. One blade might use a circus troupe as cover for nefarious deeds such as assassination, robbery, and blackmail. Other blades strike at the wicked, bringing justice to bear against the cruel and powerful. Most troupes are happy to accept a blade's talent for the excitement it adds to a performance, but few entertainers fully trust them.

Blades who abandon lives as entertainers have often run into trouble that makes maintaining their secret activities impossible. A blade caught stealing or engaging in vigilante justice is too great a liability for most performer troupes. With their weapon skills as their greatest asset, these blades either take up work as enforcers for thieves' guilds or strike out on their own as adventurers.

### BONUS PROFICIENCIES

When you join the College of Blades at 3rd level, you gain proficiency with medium armor and with scimitars.

### FIGHTING STYLE

The College of Blades emphasizes mastery with weapons, granting you access to the two-weapon fighting option for the Fighting Style class feature.

**Two-Weapon Fighting.** When you engage in two-weapon fighting, you can add your ability modifier to the damage of the second attack.

### BLADE FLOURISH

At 3rd level, you learn to conduct impressive displays of skill with your weapons. When you use the Attack action on your turn and attack with a dagger, longsword, rapier, scimitar, or shortsword, you can attempt one of the following flourishes.

**Defensive Flourish.** You spin your weapon around you in swift circles, creating a hypnotic display. As a bonus action, you expend one use of Bardic Inspiration, rolling a Bardic Inspiration die and applying the number rolled as a bonus to your AC until the start of your next turn.

**Trick Shooter's Flourish.** This favorite trick of knife throwers allows you to expend one use of Bardic Inspiration as a bonus action. Roll a Bardic Inspiration die and apply the number rolled as a bonus to the next ranged attack roll you make with a dagger this turn. If the target of the attack is an unattended, inanimate object, the bonus equals double the die roll.

**Unnerving Flourish.** Your deadly display of combat prowess unnerves your opponents, leaving them cowering in fear and at your mercy. Whenever you reduce a creature to 0 hit points with a melee attack, you can use a bonus action to expend one use of Bardic Inspiration, and instead leave the creature at 1 hit point.

The creature is frightened of you for a number of minutes equal to your Charisma modifier. It must also make a Charisma saving throw with a DC equal to your spellcasting DC + a bonus equal to the roll of your Bardic Inspiration die. If the creature fails this saving throw, it answers truthfully any questions you ask it and obeys your direct orders while it is frightened by this effect.

### EXTRA ATTACK

Beginning at 6th level, you can attack twice, instead of once, whenever you take the Attack action on your turn.

### BATTLE MAGIC

At 14th level, you have mastered the art of weaving spellcasting and weapon use into a single harmonious act. When you use your action to cast a bard spell, you can make one weapon attack as a bonus action.





## COLLEGE OF WHISPERS

Most folk are happy to welcome a bard into their midst. Bards of the College of Whispers use this to their advantage. They appear to be like any other bard, sharing news, singing songs, and telling tales to the audiences they gather. In truth, the College of Whispers teaches its students that they are wolves among sheep. These bards use their knowledge and magic to uncover secrets and turn them against others through extortion and threats.

Many other bards hate the College of Whispers, viewing it as a parasite that uses the bards' reputation to acquire wealth and power. For this reason, these bards rarely reveal their true nature unless they must. They typically claim to follow some other college, or keep their true nature secret in order to better infiltrate and exploit royal courts and other settings of power.

### VENOMOUS BLADES

When you join the College of Whispers at 3rd level, you gain the ability to magically make your weapon attacks toxic for a moment.

When you hit a creature with a weapon attack, you can expend one use of your Bardic Inspiration to deal an additional 2d6 poison damage to that target. You can do so only once per round on your turn.

The additional damage increases when you reach certain levels in this class, increasing to 2d8 at 5th level, 2d10 at 10th level, and 2d12 at 15th level.

### VENOMOUS WORDS

At 3rd level, you learn to infuse innocentseeming words with an insidious magic. A creature that hears you speak can become plunged into fear and paranoia.

If you speak to a humanoid alone for at least 10 minutes, you can attempt to seed paranoia and fear into its mind. At the end of the conversation, the target must succeed on a Wisdom saving throw against your spell save DC or be frightened for the next hour, until it is attacked or damaged, or until it witnesses its allies being attacked or damaged. While frightened in this way, the target is paranoid and tries to avoid the company of others, including its allies. The target seeks out what it considers the safest, most secret place available to it and hides there.

If the target succeeds on its save, the target has no hint that you tried to frighten it.

Once you use this feature, you can't use it again until you finish a short rest or long rest.

### MANTLE OF WHISPERS

At 6th level, you gain the ability to adopt a creature's persona. When you slay a creature with an attack or a spell or a creature dies within 5 feet of you, you can magically capture its shadow using your reaction. You can capture only the shadow of a creature that is your creature type, such as humanoid, and your size (you can capture a Small or Medium shadow if you're Small), and you can have only one shadow captured at a time.

After you capture a creature's shadow, you can use your magic to weave it into a disguise that allows you to take on its appearance and gain access to its surface memories. As an action, you take on the creature's appearance for 1 hour or until you end this effect as a bonus action.

During that hour, you gain access to all information that the creature would freely share with a casual acquaintance. Information includes general details on its background and personal life, but does not include secrets. The information is enough that you can pass yourself off as the creature by drawing on its memories.

Another creature can see through this disguise by making a Wisdom (Insight) check opposed by your Charisma (Deception) check, though you gain a +5 bonus to your check.

The disguise and the knowledge it grants disappears when this ability's duration ends.

### SHADOW LORE

At 14th level, you gain the ability to weave dark magic into your words and tap into a creature's deepest fears.


As an action, you magically whisper a phrase that only one creature of your choice within 30 feet of you can hear. The target must make a Wisdom saving throw against your spell save DC. It automatically succeeds if it doesn't share a language with you or if it can't hear you. On a successful saving throw, your whisper sounds like unintelligible mumbling and has no effect.

If the target fails its saving throw, it is charmed by you for the next 8 hours or until you or your allies attack or damage it. It interprets the whispers as a description of its most mortifying secret. While you gain no knowledge of this secret, the target is convinced you know it.

While charmed in this way, the creature obeys your commands for fear that you will reveal its secret. It won't risk its life for you or fight for you, unless it was already inclined to do so. It grants you favors and gifts it would offer to a close friend.

When the effect ends, the creature has no understanding of why it held you in such fear.

Once you use this feature, you can't use it again until you finish a long rest.





## DIVINE DOMAINS

At 1st level, a cleric gains the Divine Domain feature. Here are new domain options for that feature: Forge, Grave, and Protection.

### FORGE DOMAIN

The gods of the forge are patrons of artisans who work with metal, from a humble blacksmith who keeps a village in horseshoes and plow blades to the mighty elf artisan whose diamond-tipped arrows of mithral have felled demon lords. The gods of the forge teach that, with patience and hard work, even the most intractable metal can transform from a lump of ore to a beautifully wrought object. Clerics of these deities quest to search for objects lost to the forces of darkness, liberate mines overrun by orcs, and uncover rare and wondrous materials necessary to create potent magic items. Followers of these gods take great pride in their work, and they are willing to craft and use heavy armor and powerful weapons to protect them. Deities of this domain include Gond, Reorx, Onatar, Moradin, Hephaestus, and Goibhniu.

### FORGE DOMAIN SPELLS

#### Cleric Level Spells

1st	<i>searing smite, shield</i>
3rd	<i>heat metal, magic weapon</i>
5th	<i>elemental weapon, protection from energy</i>
7th	<i>fabricate, wall of fire</i>
9th	<i>animate objects, creation</i>

### BONUS PROFICIENCY

When you choose this domain at 1st level, you gain proficiency with heavy armor.

### BLESSING OF THE FORGE

At 1st level, you gain the ability to imbue magic into a weapon or armor. At the end of a long rest, touch one nonmagical object that is a suit of armor or a simple or martial weapon. Until the end of your next long rest, the object becomes a magic item, granting a +1 bonus to AC if it's armor or a +1 bonus to attack and damage rolls if it's a weapon.

Once you use this feature, you can't use it again until you finish a long rest.

### CHANNEL DIVINITY: ARTISAN'S BLESSING

Starting at 2nd level, you can use your Channel Divinity to create simple items.

Starting at the beginning of a short rest, you conduct a ritual to your deity that grants you the ability to craft a finished item that is at least part metal. The item is completed at the end of the rest.

The object can be worth no more than 100 gp, and as part of this ritual you must expend metals, such as coins or other finished items, with a value equal to the item you want to make. The item can be an exact duplicate of a nonmagical item, such as a copy of a key, if you possess the original during your short rest.

### SOUL OF THE FORGE

Starting at 6th level, your mastery of the forge grants you a number of special abilities:

- You gain a +1 bonus to AC while you are wearing medium or heavy armor.
- You gain resistance to fire damage.
- When you hit a construct with an attack, you deal additional force damage to it equal to your cleric level.

### DIVINE STRIKE

At 8th level, you gain the ability to infuse your weapon strikes with the fiery power of the forge. Once on each of your turns when you hit a creature with a weapon attack, you can cause the attack to deal an extra 1d8 fire damage to the target. When you reach 14th level, the extra damage increases to 2d8.

### SAINT OF FORGE AND FIRE

At 17th level, your affinity for fire and metal becomes more powerful due to your deity's blessing. You gain immunity to fire damage, and while you're wearing heavy armor, you have resistance to bludgeoning, piercing, and slashing damage from nonmagical attacks.





## GRAVE DOMAIN

Gods of the grave watch over the line between life and death. To these deities, death and the afterlife are a foundational part of the multiverse's workings. To resist death, or to desecrate the dead's rest, is an abomination. Deities of the grave include Kelemvor, Wee Jas, the ancestral spirits of the Undying Court, Hades, Anubis, and Osiris. These deities teach their followers to respect the dead and pay them due homage. Followers of these deities seek to put restless spirits to rest, destroy the undead wherever they find them, and ease the suffering of dying creatures. Their magic also allows them to stave off a creature's death, though they refuse to use such magic to extend a creature's lifespan beyond its mortal limits.

### GRAVE DOMAIN SPELLS

#### Cleric Level Spells

1st	<i>bane, false life</i>
3rd	<i>gentle repose, ray of enfeeblement</i>
5th	<i>revivify, vampiric touch</i>
7th	<i>blight, death ward</i>
9th	<i>antilife shell, raise dead</i>

### BONUS PROFICIENCY

When you choose this domain at 1st level, you gain proficiency with heavy armor.

### CIRCLE OF MORTALITY

At 1st level, you gain the ability to manipulate the line between life and death. When you cast a spell that restores hit points to a living creature currently at 0, treat any dice rolled to determine the spell's healing as having rolled their maximum result. In addition, if you have the *spare the dying* cantrip, you can cast it as a bonus action.

### EYES OF THE GRAVE

Starting at 1st level, you gain an innate sense of creatures whose existence is an insult to the natural cycle of life. If you spend 1 minute in uninterrupted contemplation, you can determine the presence and nature of undead creatures in the area. This detection extends up to 1 mile in all directions. You learn the number of undead and their distance and direction from you. In addition, you learn the creature type of the undead in that area that has the highest challenge rating.

Once you use this feature, you can't use it again until you finish a long rest.

### CHANNEL DIVINITY: PATH TO THE GRAVE

Starting at 2nd level, you can use your Channel Divinity to mark another creature's life force for termination.

As an action, you touch a creature. The next time that creature takes damage from a spell or an attack from you or an ally, it is vulnerable to that spell or attack's damage. If the source of damage has multiple damage types, the creature is vulnerable to all of them. The vulnerability applies only to the first time that source inflicts damage, and then ends.

If the creature has resistance or is immune to the damage, it instead loses its resistance or immunity against that spell or attack when it first applies damage.

### SENTINEL AT DEATH'S DOOR

Starting at 6th level, you gain the ability to impede death's progress. As a reaction when you or an ally that you can see within 30 feet of you suffers a critical hit, you can turn that attack into a normal hit. Any effects triggered by a critical hit are canceled.

Once you use this feature, you can't use it again until you finish a short or long rest.

### DIVINE STRIKE

At 8th level, you gain the ability to infuse your weapon strikes with divine energy. Once on each of your turns when you hit a creature with a weapon attack, you can cause the attack to deal an extra 1d8 necrotic damage. When you reach 14th level, the extra damage increases to 2d8.

### KEEPER OF SOULS

At 17th level, you gain the ability to manipulate the boundary between life and death. When an enemy you can see dies within 30 feet of you, you or one ally of your choice that is within 30 feet of you regains hit points equal to the enemy's number of Hit Dice. You can use this feature as long as you aren't incapacitated, but no more than once per round.





## PROTECTION DOMAIN

The protection domain is the purview of deities who charge their followers to shield the weak from the strong. The gods' faithful dwell in villages and towns on the borderlands, where they help bolster defenses and seek out evils to defeat. These gods believe that a strong shield and a suit of armor is the best defense against evil, second only to a stout mace on hand to respond to any attacks in kind. Deities who grant this domain include Helm, Ilmater, Torm, Tyr, Heironeous, St. Cuthbert, Paladine, Dol Dorn, the Silver Flame, Bahamut, Yondalla, Athena, and Odin.

### PROTECTION DOMAIN SPELLS

#### Cleric Level Spells

1st *compelled duel, protection from evil and good*

3rd *aid, protection from poison*

5th *protection from energy, slow*

7th *guardian of faith, Otiluke's resilient sphere*

9th *antilife shell, wall of force*

### BONUS PROFICIENCY

When you choose this domain at 1st level, you gain proficiency with heavy armor.

### SHIELD OF THE FAITHFUL

Starting at 1st level, you gain the ability to hinder attacks intended for others. When a creature attacks a target other than you that is within 5 feet of you, you can use your reaction to impose disadvantage on the attack roll. To do so, you must be able to see both the attacker and the target. You interpose an arm, a shield, or some other part of yourself to try to throw the attack off target.

### CHANNEL DIVINITY: RADIANT DEFENSE

Starting at 2nd level, you can use your Channel Divinity to cloak your allies in radiant armor.

As an action, you channel blessed energy into an ally that you can see within 30 feet of you. The first time that ally is hit by an attack within the next minute, the attacker takes radiant damage equal to  $2d10 +$  your cleric level.

### BLESSED HEALER

Beginning at 6th level, the healing spells you cast on others can heal you as well. When you cast a spell with a spell slot and it restores hit points to any creature other than you this turn, you regain hit points equal to  $2 +$  the spell's level.

### DIVINE STRIKE

At 8th level, you gain the ability to infuse your weapon strikes with divine energy. Once on each of your turns when you hit a creature with a weapon attack, you can cause the attack to deal an extra  $1d8$  radiant damage to the target. When you reach 14th level, the extra damage increases to  $2d8$ .

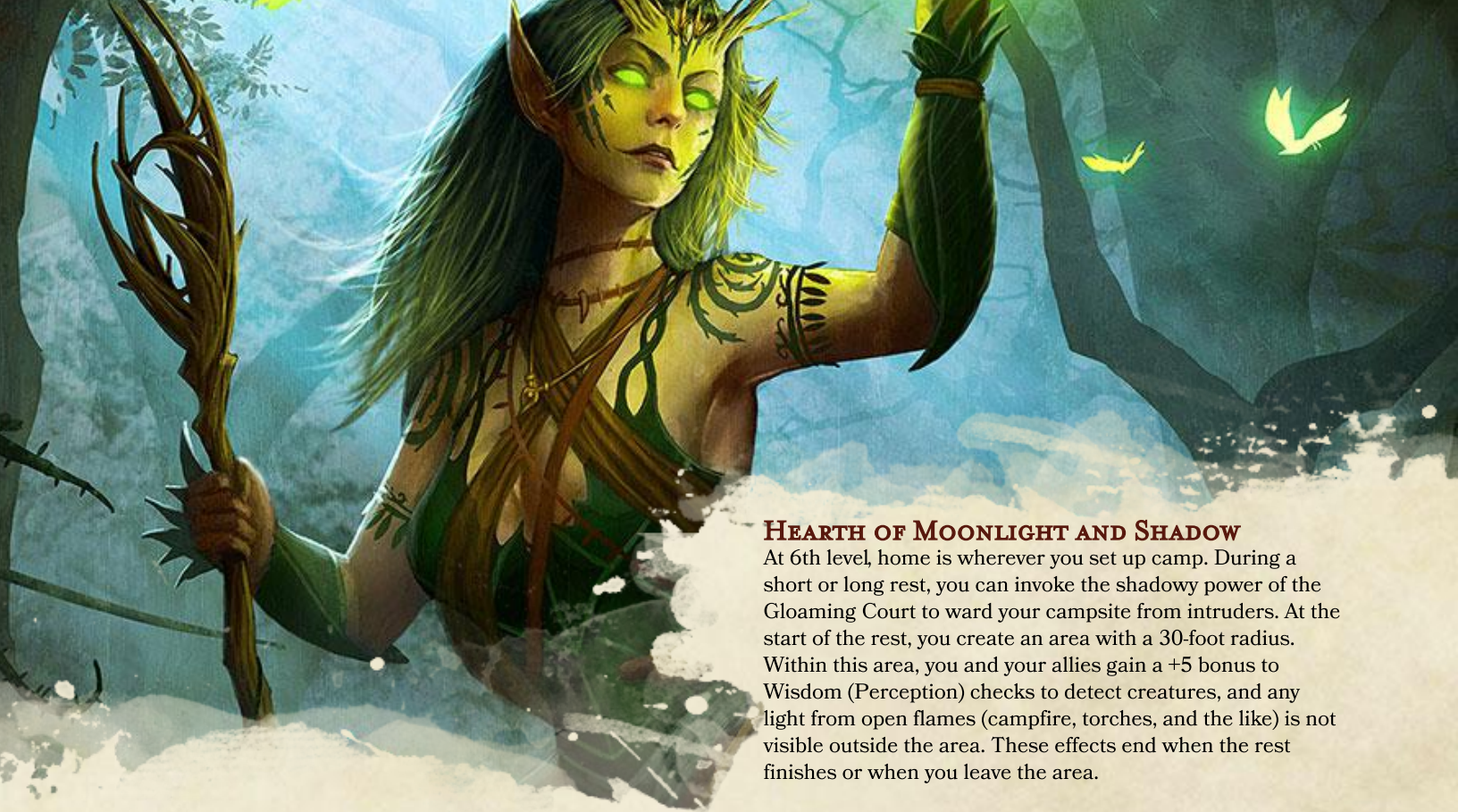
### INDOMITABLE DEFENSE

At 17th level, you gain resistance to two damage types of your choice, choosing from bludgeoning, necrotic, piercing, radiant, and slashing. Whenever you finish a short or long rest, you can change the damage types you chose.

As an action, you can temporarily give up this resistance and transfer it to one creature you touch. The creature keeps the resistance until the end of your next short or long rest or until you transfer it back to yourself as a bonus action.







## DRUID CIRCLES

At 2nd level, a druid gains the Druid Circle feature. Here are new options for that feature: Circle of Dreams, Circle of the Shepherd, and Circle of Twilight.

### CIRCLE OF DREAMS

Druids who are members of the Circle of Dreams hail from regions that have strong ties to the Feywild. The druids' guardianship of the natural world makes for a natural alliance between them and good-aligned fey. These druids seek to fill the world with merriment and light. Their magic mends wounds and brings joy to downcast hearts, and the realms they protect are gleaming, fruitful places.

#### BALM OF THE SUMMER COURT

At 2nd level, you become imbued with the blessings of the Summer Court. You are a font of energy that lends relief to weary feet and respite from injuries. You have a pool of fey energy represented by a number of d6s equal to your druid level.

As a bonus action, you can choose an ally you can see within 120 feet of you and spend a number of those dice equal to half your druid level or less. Roll the spent dice and add them together. The target regains a number of hit points equal to the total. The target also gains 1 temporary hit point per die spent, and its speed increases by 5 feet per die spent. The speed increase lasts for 1 minute.

You regain the expended dice when you finish a long rest.

#### HEARTH OF MOONLIGHT AND SHADOW

At 6th level, home is wherever you set up camp. During a short or long rest, you can invoke the shadowy power of the Gloaming Court to ward your campsite from intruders. At the start of the rest, you create an area with a 30-foot radius. Within this area, you and your allies gain a +5 bonus to Wisdom (Perception) checks to detect creatures, and any light from open flames (campfire, torches, and the like) is not visible outside the area. These effects end when the rest finishes or when you leave the area.

#### HIDDEN PATHS

At 10th level, you can use the hidden, unpredictable magical pathways that some fey use to traverse space in a blink of an eye. On your turn, you can teleport up to 30 feet to a spot you can see. Each foot of this teleportation costs 1 foot of your movement.

You can also use this feature to teleport someone else. As an action, you can teleport a willing ally you touch up to 30 feet to a point you can see.

Once you use either option—teleporting yourself or an ally—you can't use that option again until 1d4 rounds have passed.

#### PURIFYING LIGHT

At 14th level, the favor of the Summer Court allows you to end spells that hamper you and your allies. When you cast a spell with a spell slot and it restores hit points to you or an ally this turn, you can simultaneously target the healed creature with *dispel magic*, using a spell slot with a level equal to the slot used to cast the healing spell.

You can use this feature three times, and you regain expended uses of it when you finish a long rest. If the healing spell targets more than one creature, you can use this feature on more than one at the same time, expending one use of it per creature.



## CIRCLE OF THE SHEPHERD

Druids of the Circle of the Shepherd commune with the spirits of beasts. While these druids recognize that all living things play a role in the natural world, they focus on protecting animals. Shepherds, as they are known, see beasts as their charges. They ward off monsters that threaten natural creatures, rebuke hunters who kill more prey than necessary, and prevent civilization from encroaching on habitats and paths needed for animal migrations. Many of these druids are happiest far from cities and towns, content to spend their days in the company of wild animals.

### SPIRIT BOND

Starting at 2nd level, you gain the ability to call forth animal spirits and use them to influence the world around you. As a bonus action, you magically summon a Medium spirit to an unoccupied space you can see within 60 feet of you. The spirit creates an aura in a 30-foot radius around it, it doesn't occupy its space, it is immobile, and it counts as neither a creature nor an object.

The nature of the aura depends on the type of spirit you choose to summon:

**Bear.** The bear spirit grants you and your allies its might and endurance. You and your allies who are in the aura when the spirit appears each gain temporary hit points equal to 5 + your druid level. In addition, you and your allies gain advantage on Strength checks and Strength saving throws while in the aura.

**Hawk.** The hawk spirit is a consummate hunter, marking your enemies with its keen sight. You and your allies gain advantage on ranged attack rolls against targets in the spirit's aura.

**Wolf.** The wolf spirit lends you and your allies its precise senses, while your magic works to benefit the members of your pack. You and your allies gain advantage on all ability checks made to detect creatures in the spirit's aura. In addition, if you cast a spell with a spell slot that restores hit points to anyone inside or outside the aura, each of your allies in the aura also regains hit points equal to your druid level.

The spirit persists for 1 minute. Once you use this feature, you can't use it again until you finish a short or long rest.

### BEAST SPEECH

At 2nd level, you gain the ability to converse with beasts. Beasts can understand your speech, and you gain the ability to decipher their noises and motions into recognizable words and phrases. Most beasts lack the intelligence to convey or understand sophisticated concepts, but a friendly beast could relay what it has seen or heard in the recent past.

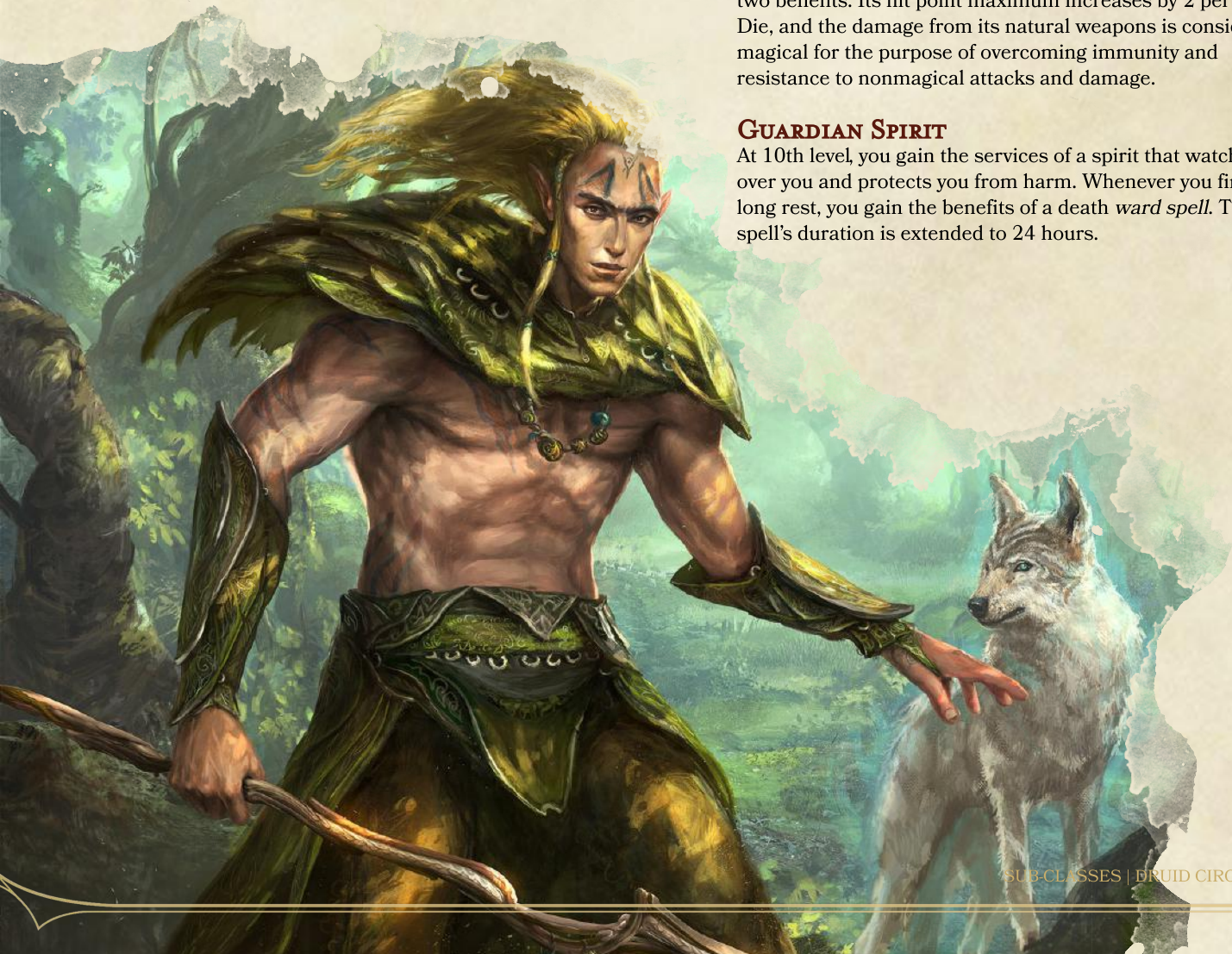
This ability does not grant you any special friendship with beasts, though you can combine this ability with gifts and other favors to curry favor with them as you would any other nonplayer character.

### MIGHTY SUMMONER

At 6th level, you gain the ability to conjure forth powerful animals. Any beast summoned or created by your spells gains two benefits. Its hit point maximum increases by 2 per Hit Die, and the damage from its natural weapons is considered magical for the purpose of overcoming immunity and resistance to nonmagical attacks and damage.

### GUARDIAN SPIRIT

At 10th level, you gain the services of a spirit that watches over you and protects you from harm. Whenever you finish a long rest, you gain the benefits of a death *ward spell*. The spell's duration is extended to 24 hours.





### FAITHFUL SUMMONS

Starting at 14th level, the bestial spirits you commune with protect you when you are vulnerable. If you are reduced to 0 hit points or are incapacitated against your will, you can immediately gain the benefits of *conjure animals* as if it was cast with a 9th-level spell slot. It summons four beasts of your choice that are challenge rating 2 or lower. The conjured beasts appear within 20 feet of you. If they receive no commands from you, they protect you from harm and attack your foes. The spell lasts for 1 hour.

Once you use this feature, you can't use it again until you finish a long rest.

### CIRCLE OF TWILIGHT

The Circle of Twilight seeks to exterminate undead creatures and preserve the natural cycle of life and death that rules over the cosmos. Their magic allows them to manipulate the boundary between life and death, sending their foes to their final rest while keeping their allies from that fate.

These druids seek out lands that have been tainted by undeath. Such places are grim and foreboding. Once vibrant forests become gloomy, haunted places devoid of animals and filled with plants dying a slow, lingering death. The Circle of Twilight goes to such places to banish undeath and restore life.

### HARVEST'S SCYTHE

Starting at 2nd level, you learn to unravel and harvest the life energy of other creatures. You can augment your spells to drain the life force from creatures. You have a pool of energy represented by a number of d10s equal to your druid level.

When you roll damage for a spell, you can increase that damage by spending dice from the pool. You can spend a number of dice equal to half your druid level or less. Roll the spent dice and add them to the damage as necrotic damage. If you kill one or more hostile creatures with a spell augmented in this way, you or an ally of your choice that you can see within 30 feet of you regains 2 hit points per die spent to increase the spell's damage, or 5 hit points per die if at least one of the slain creatures was undead.

You regain the expended dice when you finish a long rest.

### SPEECH BEYOND THE GRAVE

At 6th level, you gain the ability to reach beyond death's veil in search of knowledge. Using this feature, you can cast *speak with dead* without material components, and you understand what the target of this casting says. It can understand your questions, even if you don't share a language or it is not intelligent enough to speak.

Once you use this feature, you can't use it again until you finish a short or long rest.

### WATCHER AT THE THRESHOLD

At 10th level, you gain resistance to necrotic and radiant damage. In addition, while you aren't incapacitated, any ally within 30 feet of you has advantage on death saving throws.

### PATHS OF THE DEAD

At 14th level, your mastery of death allows you to tread the paths used by ghosts and other spirits. Using this feature, you can cast *etherealness*. Once the spell ends, you can't cast it with this feature again until you finish a short or long rest.





## MARTIAL ARCHETYPES

At 3rd level, a fighters gains the Martial Archetype feature. Here are new options for that feature: Arcane Archer, Cavalier, Knight, Monster Hunter, Samurai, Scout and Sharpshooter

### ARCANE ARCHER

An Arcane Archer studies a unique elven method of archery that weaves magic into attacks to produce supernatural effects. Among elves, Arcane Archers are some of their most elite warriors. These archers stand watch over the fringes of elven domains, keeping a keen eye out for trespassers and using magic-infused arrows to defeat monsters and invaders before they can reach elven settlements. Over the centuries, the methods of these elf archers have been learned by members of other races who can also balance arcane aptitude with archery.

#### ARCANE ARROW

When you choose this archetype at 3rd level, you learn to channel magic into your attacks with a longbow or shortbow.

**Create Magic Arrow.** As a bonus action on your turn, you can create one magic arrow in your hand. The arrow lasts until the end of the turn or until it hits or misses a target. You can fire the arrow from a shortbow or longbow. The arrow is a magic weapon that deals an additional 2d6 force damage on a hit.

You have two uses of this feature, and you regain all expended uses of it when you finish a short or long rest.

**Arcane Shot.** When you gain this feature, you learn two Arcane Shot options of your choice (see the Arcane Shots section below). Whenever you create a magic arrow with this feature, you can apply the benefits of one of your Arcane Shot options to that arrow.

You gain an additional Arcane Shot option of your choice at 7th, 10th, 15th, and 18th level.

#### ARCHER'S LORE

At 3rd level, you learn a few skills relating to the typical duties of an Arcane Archer. You learn to understand magical theory and develop survival skills for wandering the wilds.

You gain proficiency in two of the following skills of your choice: Arcana, Athletics, Nature, Perception, Stealth, and Survival.

#### CONJURE ARROWS

At 7th level, you learn a minor but useful magical trick. As an action, you can conjure 20 nonmagical arrows. The arrows appear in your hand or in a container, such as a quiver, on your body. The arrows remain for 10 minutes or until you use this feature again; they then vanish.

#### EVER-READY ARROW

Starting at 15th level, you can conjure forth a magic-infused arrow more often than before. One minute after expending your last remaining use of Arcane Arrow, you regain one use of it.

#### DEADLY ARROW

At 18th level, your Arcane Arrow's bonus damage increases to 4d6 force damage.

### ARCANE SHOTS

The Arcane Arrow feature lets you choose Arcane Shot options at certain levels. The options are presented here in alphabetical order.

These are all magical effects.

**Beguiling Arrow.** Your enchantment magic causes this arrow to temporarily beguile its target. Choose one of your allies within 30 feet of the target. If the arrow hits the target, the target can't attack the chosen ally or include that ally in a harmful area of effect until the end of your next turn. The target ignores this effect if it is immune to the charmed condition. This effect also ends if the chosen ally deals any damage to the target.

**Brute Bane Arrow.** You weave necromantic magic into your arrow. If a creature is hit by the arrow, any bludgeoning, piercing, or slashing damage dealt by the creature's attacks is halved until the end of your next turn.

**Bursting Arrow.** You imbue your arrow with a blast of force energy drawn from the school of evocation. If you hit a creature with this arrow, each creature within 10 feet of it takes 2d6 force damage.

**Defending Arrow.** You use abjuration magic to weave a charm that disrupts your enemy's magic. A creature hit by this arrow suffers disadvantage on the next attack roll it makes before the end of your next turn.





**Grasping Arrow.** When this arrow strikes its target, conjuration magic creates grasping, thorny brambles that wrap around the target. The target hit by the arrow takes a –10 penalty to speed, and it takes 2d6 slashing damage if it moves 1 foot or more without teleporting. The target or any creature that can touch it can use its action to try to remove the brambles, which requires a successful DC 10 Strength check.

Otherwise, the brambles last for 1 minute.

**Piercing Arrow.** You use transmutation magic to transform your arrow into an ethereal dart that passes through its targets. When you attack with this arrow, it fires forward in a line that is 1 foot wide and 30 feet long. You make a separate attack using your Arcane Arrow against each creature in that line.

**Seeking Arrow.** Using divination magic, you grant your arrow the ability to seek out your target, allowing the arrow to curve and twist its path in search of its prey. As an action, choose one creature you have seen in the past minute, and make a ranged attack against it, using the Arcane Arrow. The arrow flies around corners if necessary, and this attack ignores three-quarters cover, half cover, and disadvantage caused by the target being out of sight or being at long range. The attack automatically misses if the target is out of the weapon's range or if there is no path large enough for the arrow to travel to the target. If the arrow hits its target, you know it, but you don't learn the target's location unless it's within your line of sight.

**Shadow Arrow.** You weave illusion magic into your arrow, causing it to occlude your foe's vision with grasping shadows. Until the end of your next turn, the target hit by the arrow can't see more than 30 feet away.

## CAVALIER

The archetypal Cavalier excels at mounted combat. Usually born to nobility and raised in a royal court, a Cavalier is equally at home leading a cavalry charge or exchanging witty repartee at a state dinner.

### BONUS PROFICIENCIES

When you choose this archetype at 3rd level, you gain proficiency in two of the following skills of your choice: Animal Handling, Insight, Performance, or Persuasion. You can choose to gain one tool proficiency in place of one skill proficiency.

### BORN TO THE SADDLE

At 3rd level, you have advantage on saving throws made to avoid falling off your mount. If you fall off your mount, you always land on your feet if you are capable of taking actions. Mounting or dismounting a creature costs you only 5 feet of movement, rather than half your speed.

### COMBAT SUPERIORITY

At 3rd level, you gain a set of abilities that are fueled by special dice called superiority dice.

**Superiority Dice.** You have four superiority dice, which are d8s. A superiority die is expended when you use it. You regain all of your expended superiority dice when you finish a short or long rest.

You gain another superiority die at 7th level and one more at 15th level.

**Using Superiority Dice.** You can expend superiority dice to gain a number of different benefits:

- When you make a check to influence or control a creature you are riding, you can expend one superiority die to add it to the check. You apply this bonus after making the check but before learning if it was successful.
- When you make a weapon attack against a creature, you can expend one superiority die to add it to the attack roll. You can use this ability before or after making the attack roll, but before any of the effects of the attack are applied.
- When you make an attack with a lance while mounted, you can expend one superiority die to add it to your damage roll. In addition, the target of the attack must make a Strength saving throw (DC 8 + your proficiency bonus + your Strength modifier) or be knocked prone.
- If either you or your mount is hit by an attack while you are mounted, you can expend one superiority die as a reaction, adding the number rolled to your or your mount's AC. If the attack still hits, you or your mount take half damage from it.

### FEROCIOUS CHARGER

At 7th level, you gain additional benefits when you use superiority dice to increase your damage when you attack with a lance. You can expend up to two superiority dice on the attack, adding both to the damage roll. If you spend two dice, the target has disadvantage on its Strength saving throw to avoid being knocked prone.

### IMPROVED COMBAT SUPERIORITY

At 10th level, your superiority dice turn into d10s. At 18th level, they turn into d12s.

### RELENTLESS

Starting at 15th level, when you roll initiative and have no superiority dice remaining, you regain 1 superiority die.





## KNIGHT

The Knight is a colossus on the battlefield who can shrug off attacks and protect allies from harm. Knights fight from the saddle when they can, and in combat they are expected to seek out and lock down the mightiest of the enemy's forces. On adventures, they are the armored bulwark that strives to keep the rest of the party safe.

### BORN TO THE SADDLE

Starting at 3rd level, mounting or dismounting a creature costs you only 5 feet of movement, rather than half your speed. In addition, you have advantage on saving throws made to avoid falling off your mount. If you fall off it, you can automatically land on your feet if you aren't incapacitated and you fall less than 10 feet.

### IMPLACABLE MARK

At 3rd level, you excel at foiling attacks and protecting your allies by menacing your foes. When you hit a creature with a melee weapon attack, the target is marked by you until the end of your next turn. A creature ignores this effect if the creature can't be frightened.

The marked target has disadvantage on any attack roll against a creature other than you or someone else who marked it.

If a target marked by you is within 5 feet of you on its turn and it moves at least 1 foot or makes an attack that suffers disadvantage from this feature, you can make one melee weapon attack against it using your reaction. This attack roll has advantage, and if it hits, the attack's weapon deals extra damage to the target equal to your fighter level.

You can make this special attack even if you have already expended your reaction this round, but not if you have already used your reaction this turn. You can make this attack three times, and you regain all expended uses of it when you finish a short or long rest.

### NOBLE CAVALRY

At 7th level, you gain proficiency in two of the following skills of your choice: Animal Handling, History, Insight, Persuasion, or Religion. Alternatively, you learn one language of your choice.

### HOLD THE LINE

At 10th level, you master the ability to harass and slow your enemies. As a reaction when a creature moves at least 1 foot within 5 feet of you, you can make one melee weapon attack against that creature. If you hit, the attack's weapon deals extra damage to the target equal to half your fighter level, and the target's speed is reduced to 0 until the end of this turn.

### RAPID STRIKE

Starting at 15th level, you learn to trade accuracy for swift strikes. If you have advantage on a weapon attack against a target on your turn, you can forgo that advantage to immediately make an additional weapon attack against the same target as a bonus action.

### DEFENDER'S BLADE

At 18th level, you respond to danger with extraordinary vigilance. You can use your reaction for an opportunity attack even if you have already expended your reaction this round, but not if you have already used your reaction this turn.

In addition, you gain a +1 bonus to AC while wearing heavy armor.





## MONSTER HUNTER

As an archetypal Monster Hunter, you are an expert at defeating supernatural threats. Typically mentored by an older, experienced Monster Hunter, you learn to overcome a variety of unnatural defenses and attacks, including those of undead, lycanthropes, and other creatures of horror.

### BONUS PROFICIENCIES

When you choose this archetype at 3rd level, you gain proficiency in two of the following skills of your choice: Arcana, History, Insight, Investigation, Nature, or Perception. You can gain proficiency with a tool of your choice in place of one skill choice.

### COMBAT SUPERIORITY

When you choose this archetype at 3rd level, you gain a set of abilities that are fueled by special dice called superiority dice.

**Superiority Dice.** You have four superiority dice, which are d8s. A superiority die is expended when you use it. You regain all of your expended superiority dice when you finish a short or long rest.

You gain another superiority die at 7th level and one more at 15th level.

**Using Superiority Dice.** You can expend superiority dice to gain a number of different benefits:

- When you make a weapon attack against a creature, you can expend one superiority die to add it to the attack roll. You can use this ability before or after making the attack roll, but before any of the effects of the attack are applied.
- When you damage a creature with a weapon attack, you can expend one superiority die to add it to the damage roll. You can use this ability after rolling damage. If the attack causes the target to make a Constitution saving throw to maintain concentration, it has disadvantage on that save.
- When you make an Intelligence, a Wisdom, or a Charisma saving throw, you can expend one superiority die to add it to the roll. You can use this feature only before you learn if the save succeeded or failed.
- When you make a Wisdom (Perception) check to detect a hidden creature or object, or a Wisdom (Insight) check to determine if someone is lying to you, you can expend one superiority die to add it to the roll. You can use this feature after seeing the total but before learning if you succeeded or failed.

### HUNTER'S MYSTICISM

At 3rd level, your study of the supernatural gives you a limited ability to use magic. You can cast *detect magic* as a ritual. You can cast *protection from evil and good*, but you cannot cast it again with this feature until you finish a long rest.

Wisdom is your spellcasting ability for these spells. In addition, you gain the ability to speak one of the following languages of your choice: Abyssal, Celestial, or Infernal.

### MONSTER SLAYER

At 7th level, whenever you expend superiority dice to add to a damage roll, you can expend up to two dice instead of just one, adding both to the roll. Both dice are expended as normal. If the target of your attack is an aberration, a fey, a fiend, or an undead, you deal maximum damage with both dice, instead of rolling them.

### IMPROVED COMBAT SUPERIORITY

At 10th level, your superiority dice turn into d10s. At 18th level, they turn into d12s.

### RELENTLESS

Starting at 15th level, when you roll initiative and have no superiority dice remaining, you regain one superiority die.

## SAMURAI

The Samurai is a fighter who draws on an implacable fighting spirit to overcome enemies. A Samurai's willpower is nearly unbreakable, and the enemies in a Samurai's path have two choices: yield or die fighting.

### FIGHTING SPIRIT

Starting at 3rd level, the might of your willpower can shield you and help you strike true. As a bonus action on your turn, you can give yourself two benefits: advantage on all attack rolls and resistance to bludgeoning, piercing, and slashing damage. These benefits last until the end of your next turn.

You can use this feature three times. You regain all expended uses of it when you finish a short or long rest.

### ELEGANT COURTIER

Starting at 7th level, your discipline and attention to detail allow you to excel in social situations that require strict adherence to etiquette. You can add your Wisdom modifier to any Charisma check you make to persuade or please a noble or anyone else of high social station.

You also gain proficiency in the History, Insight, or Persuasion skill (choose one). Alternatively, you learn one language of your choice.

### UNBREAKABLE WILL

At 10th level, your superior willpower allows you to shrug off mind-assaulting effects. You gain proficiency in Wisdom saving throws. If you already have this proficiency, you gain proficiency in Intelligence or Charisma saving throws (choose one).

### RAPID STRIKE

Starting at 15th level, you learn to trade accuracy for swift strikes. If you have advantage on a weapon attack against a target on your turn, you can forgo that advantage to immediately make an additional weapon attack against the same target as a bonus action.

### STRENGTH BEFORE DEATH

Starting at 18th level, your fighting spirit can delay the grasp of death. If you take damage that would reduce you to 0 hit points, you can delay that damage and immediately take a bonus turn, interrupting the current turn. You don't take the damage until the bonus turn ends. It is possible to do things, such as gaining resistance, that change how much of that damage you take.

Once you use this feature, you can't use it again until you finish a long rest.





## SCOUT

The archetypal Scout excels at finding safe passage through dangerous regions. Scouts usually favor light armor and ranged weapons, but they are comfortable using heavier gear when faced with intense fighting.

### BONUS PROFICIENCIES

When you choose this archetype at 3rd level, you gain proficiency in three of the following skills of your choice: Acrobatics, Athletics, Investigation, Medicine, Nature, Perception, Stealth, or Survival. You can choose to gain proficiency with thieves' tools in place of one skill choice.

### COMBAT SUPERIORITY

At 3rd level, you gain a set of abilities that are fueled by special dice called superiority dice.

**Superiority Dice.** You have four superiority dice, which are d8s. A superiority die is expended when you use it. You regain all of your expended superiority dice when you finish a long or short rest.

You gain another superiority die at 7th level and one more at 15th level.

**Using Superiority Dice.** You can expend superiority dice to gain a number of different benefits:

- When you make a check that allows you to apply your proficiency in Athletics, Nature, Perception, Stealth, or Survival, you can expend one superiority die to bolster the check. Add half the number rolled on the superiority die (rounding up) to your check. You apply this bonus after making the check but before learning if it was successful.
- When you make a weapon attack against a creature, you can expend one superiority die to add it to the attack roll. You can use this ability before or after making the attack roll, but before any of the effects of the attack are applied.
- If you are hit by an attack while wearing light or medium armor, you can expend one superiority die as a reaction, adding the number rolled to your AC. If the attack still hits, you take half damage from it.

### NATURAL EXPLORER

At 3rd level, you gain the ranger class feature of the same name, with the following alteration: You choose additional favored terrain types at 7th and 15th level.

### IMPROVED COMBAT SUPERIORITY

At 10th level, your superiority dice turn into d10s. At 18th level, they turn into d12s.

### RELENTLESS

Starting at 15th level, when you roll initiative and have no superiority dice remaining, you regain 1 superiority die.

## SHARPSHOOTER

The Sharpshooter is a master of ranged combat. An excellent sniper and eagle-eyed scout, this fighter is a perilous foe who can defeat an entire war band so long as they are kept at range.

### STEADY AIM

Beginning when you choose this archetype at 3rd level, your aim becomes deadly. As a bonus action on your turn, you can take careful aim at a creature you can see that is within range of a ranged weapon you're wielding. Until the end of this turn, your ranged attacks with that weapon gain two benefits against the target:

- The attacks ignore half and three-quarters cover.
- On each hit, the weapon deals additional damage to the target equal to 2 + half your fighter level.

You can use this feature three times. You regain all expended uses of it when you finish a short or long rest.

### CAREFUL EYES

Starting at 7th level, you excel at picking out hidden enemies and other threats. You can take the Search action as a bonus action. You also gain proficiency in the Perception, Investigation, or Survival skill (choose one).

### CLOSE-QUARTERS SHOOTING

At 10th level, you learn to handle yourself in close combat. Making a ranged attack roll while within 5 feet of an enemy doesn't impose disadvantage on your roll.

In addition, if you hit a creature within 5 feet of you with a ranged attack on your turn, that creature can't take reactions until the end of this turn.

### RAPID STRIKE

Starting at 15th level, you learn to trade accuracy for swift strikes. If you have advantage on a weapon attack against a target on your turn, you can forgo that advantage to immediately make an additional weapon attack against the same target as a bonus action.

### SNAP SHOT

Starting at 18th level, you are ever ready to spring into action. If you take the Attack action on your first turn of a combat, you can make one additional ranged weapon attack as part of that action.





## MONASTIC TRADITIONS

At 3rd level, a monk gains the Monastic Tradition feature. Here are new options for that feature: the Way of the Kensei and the Way of Tranquility.

### WAY OF THE KENSEI

Monks of the Way of Kensei train relentlessly with their weapons, to the point that the weapon becomes like an extension of the body. A kensei sees a weapon in much the same way a painter regards a brush or a writer sees parchment, ink, and quill. A sword or bow is a tool used to express the beauty and elegance of the martial arts. That such mastery makes a kensei a peerless warrior is but a side effect of intense devotion, practice, and study.

#### PATH OF THE KENSEI

When you choose this tradition at 3rd level, you learn to extend your knowledge of the martial arts beyond the standard array of monk weapons.

You gain the following benefits:

- You gain proficiency with three martial weapons of your choice. A martial weapon is considered a kensei weapon for you if you're proficient with it.
- Whenever you wield a kensei weapon, you choose whether to use Dexterity or Strength for the attack and damage rolls of the weapon, and you choose whether to use your Martial Arts damage die in place of the weapon's damage die.
- When you take the Attack action on your turn and hit a target with a kensei weapon, you can use a bonus action to pummel the target, dealing an additional 1d4 bludgeoning damage to that target and to any other target you hit with the weapon as part of the Attack.

- If you make an unarmed strike as part of the Attack action on your turn and are holding a kensei weapon, you can use that weapon to defend yourself. You gain a +2 bonus to AC until the start of your next turn while you are not incapacitated and the weapon is in your hand.

#### ONE WITH THE BLADE

At 6th level, you extend your ki into the weapons you hold, granting you the following benefits.

**Magic Weapons.** Your attacks with your kensei weapons count as magical for the purpose of overcoming resistance and immunity to nonmagical attacks and damage.

**Precise Strike.** You can focus your attention on a single target in battle to understand and overcome its defenses. As a bonus action, pick one creature you can see within 30 feet of you. The next weapon attack you make against that creature during the current turn adds double your proficiency bonus to the attack roll, rather than your normal proficiency bonus. Once you use this ability, you can't use it again until you finish a short or long rest.

#### SHARPEN THE BLADE

At 11th level, you gain the ability to augment your weapons with the strength of your ki. As a bonus action, you can expend up to 3 ki points to grant a weapon you touch a bonus to attack and damage rolls while you wield it. The bonus equals the number of ki points you spent. This bonus lasts for 1 minute.

#### UNERRING ACCURACY

At 17th level, your mastery of weapons grants you extraordinary accuracy. On each of your turns, you can reroll one weapon attack roll you make that misses.







## WAY OF TRANQUILITY

Monks of the Way of Tranquility see violence as a last resort. They use diplomacy, mercy, and understanding to resolve conflicts. If pushed, though, they are capable warriors who can bring an end to the unjust or cruel folk who refuse to listen to reason. When adventuring, these monks make excellent diplomats. They are also skilled in the healing arts, and can preserve their allies in the face of daunting foes.

### PATH OF TRANQUILITY

When you choose this tradition at 3rd level, you can become an island of calm in even the most chaotic of situations. With this feature, you can cast the *sanctuary* spell on yourself, no material component required, and it lasts up to 8 hours. Its saving throw DC equals 8 + your proficiency bonus + your Wisdom modifier. A creature that succeeds on the save is immune to this effect for 1 hour.

Once you cast the spell in this way, you can't do so again for 1 minute.

### HEALING HANDS

Your mystical touch can heal wounds. Starting at 3rd level, you have a pool of magical healing power that replenishes when you take a long rest. With that pool, you can restore a total number of hit points equal to your monk level  $\times$  10.

As an action, you can touch a creature and draw power from the pool to restore a number of hit points to that creature, up to the maximum amount remaining in the pool. Instead of healing the creature, you can expend 5 hit points from your pool of healing to cure the target of one disease or neutralize one poison affecting it. You can cure multiple diseases and neutralize multiple poisons with a single use of Healing Hands, expending hit points separately for each one.

When you use your Flurry of Blows, you can replace one of the unarmed strikes with a use of this feature.

This feature has no effect on undead and constructs.

### EMISSARY OF PEACE

At 6th level, you gain the ability to diffuse violent situations. Whenever you make a Charisma check to calm violent emotions or to counsel peace, you have advantage on the roll. You must make this entreaty in good faith; it doesn't apply if proficiency in the Deception or Intimidation skill applies to your check.

You also gain proficiency in the Performance or Persuasion skill (choose one).

### DOUSE THE FLAMES OF WAR

At 11th level, you gain the ability to temporarily extinguish a creature's violent impulses. As an action, you can touch a creature, and it must make a Wisdom saving throw with a DC equal to 8 + your proficiency bonus + your Wisdom modifier. The target automatically succeeds if it's missing any of its hit points. If the target fails the save, it can't attack for 1 minute. During that time, it also can't cast spells that deal damage or that force someone to make a saving throw.

This effect ends if the target is attacked, takes damage, or is forced to make a saving throw or if the target witnesses any of those things happening to its allies.

### ANGER OF A GENTLE SOUL

At 17th level, you gain the ability to visit vengeance on someone who fells others. If you see a creature reduce another creature to 0 hit points, you can use your reaction to grant yourself a bonus to all damage rolls against the aggressor until the end of your next turn. The bonus equals your monk level.

Once you use this ability, you can't use it again until you finish a short or long rest.



## SACRED OATHS

At 3rd level, a paladin gains the Sacred Oath feature. Here are new options for that feature: the Oath of Conquest and the Oath of Treachery.

### OATH OF CONQUEST

The Oath of Conquest calls to paladins who seek glory in battle and the subjugation of their enemies. It isn't enough for these paladins to establish order. They must crush the forces of chaos.

Sometimes called knight tyrants or iron mongers, those who swear this oath gather into grim orders that serve gods or philosophies of war and well-ordered might. Some of these paladins go so far as to consort with the powers of the Nine Hells.

The archdevil Bel, warlord of Avernus, counts many of these paladins—called hell knights—as his most ardent supporters. Hell knights cover their armor with trophies taken from fallen enemies, a grim warning to any who dare oppose them and the decrees of their lords.

### TENETS OF CONQUEST

A paladin who takes this oath has the tenets of conquest seared on the upper arm. A hell knight's oath appears in Infernal runes, a brutal reminder of vows to the Lords of Hell.

**Douse the Flame of Hope.** It is not enough to merely defeat an enemy in battle. Your victory must be so overwhelming that your enemies' will to fight is shattered forever. A blade can end a life. Fear can end an empire.

**Rule with an Iron Fist.** Once you have conquered, tolerate no dissent. Your word is law. Those who obey it shall be favored. Those who defy it shall be punished as an example to all who might follow.

**Strength Above All.** You shall rule until a stronger one arises. Then you must grow mightier and meet the challenge, or fall to your own ruin.

### OATH SPELLS

You gain oath spells at the paladin levels listed.

#### OATH OF CONQUEST SPELLS

Paladin Level	Spells
3rd	<i>armor of Agathys, command</i>
5th	<i>hold person, spiritual weapon</i>
9th	<i>bestow curse, fear</i>
13th	<i>blight, dominate beast</i>
17th	<i>dominate person, insect plague</i>

### CHANNEL DIVINITY

When you take this oath at 3rd level, you gain the following two Channel Divinity options.

**Conquering Strike.** You can use your Channel Divinity to break a foe's will. When you hit a creature with a melee weapon attack as part of the Attack action, you can also use your Channel Divinity to force the target to make a Wisdom saving throw. On a failed save, the target becomes frightened of you for 1 minute. The frightened creature can repeat this saving throw at the end of each of its turns, ending the effect on itself on a success.

**Guided Strike.** You can use your Channel Divinity to strike with supernatural accuracy. When you make an attack roll, you can use your Channel Divinity to gain a +10 bonus to the roll. You make this choice after you see the roll, but before the DM says whether the attack hits or misses.







### AURA OF CONQUEST

Starting at 7th level, you emanate a menacing aura while you're not incapacitated. The aura includes your space, extends 10 feet from you in every direction, and is blocked by total cover. Any enemy in the aura has disadvantage on saving throws against being frightened. At 18th level, the range of this aura increases to 30 feet.

### IMPLACABLE SPIRIT

Once you reach 15th level, you can no longer be charmed.

### INVINCIBLE CONQUEROR

At 20th level, you gain the ability to harness extraordinary martial prowess. As an action, you can magically become an avatar of conquest, gaining the following benefits for 1 minute:

- You have resistance to all damage.
- When you take the Attack action on your turn, you can make one additional attack as part of that action.
- Your melee weapon attacks score a critical hit on a roll of 19 or 20.

Once you use this feature, you can't use it again until you finish a long rest.

### OATH OF TREACHERY

The Oath of Treachery is the path followed by paladins who have forsworn other oaths or who care only for their own power and survival. Commonly known as blackguards, these profane warriors are faithful only to themselves. Anyone desperate enough to follow one of these paladins does so because, while deceitful, these paladins command great power. Those who follow them without falling prey to their treachery hope to indulge in wanton violence and accumulate great treasure.

Many of these paladins pay homage to demon lords, especially Grazz't and Orcus. Even the Lords of Hell are loath to ally with these champions of chaos, but sometimes Baalzebul and Glasya find a kindred spirit in a blackguard's penchant for double dealing and treachery.

### FALLEN PALADINS

The Oath of Treachery is an option for the paladin who has strayed from another Sacred Oath or who has rejected the traditional paladin life. This option exists alongside the Oathbreaker in the Dungeon Master's Guide. DMs are free to use either option to model villainous or fallen paladins.

If you switch to this oath from another one, replace all of the previous oath's features with the features of this one, and if you renounce this oath, replace its features with the features of the new one.

### TENETS OF TREACHERY

A paladin who embraces the Oath of Treachery owes allegiance to no one. There are no tenets of this oath, for it lacks any substance. Those who are unfortunate enough to have close contact with blackguards have observed that a blackguard's overwhelming concern is power and safety, especially if both can be obtained at the expense of others.

### OATH SPELLS

You gain oath spells at the paladin levels listed.

### OATH OF TREACHERY SPELLS

#### Paladin Level Spells

3rd	<i>charm person, expeditious retreat</i>
5th	<i>invisibility, mirror image</i>
9th	<i>gaseous form, haste</i>
13th	<i>confusion, greater invisibility</i>
17th	<i>dominate person, passwall</i>



### CHANNEL DIVINITY

When you take this oath at 3rd level, you gain the following two Channel Divinity options.

**Conjure Duplicate.** As an action, you create a visual illusion of yourself that lasts for 1 minute, or until you lose your concentration (as if you were concentrating on a spell). The illusion appears in an unoccupied space of your choice that you can see within 30 feet of you. The illusion looks exactly like you; it is silent; it is your size, is insubstantial, and doesn't occupy its space; and it is unaffected by attacks and damage. As a bonus action on your turn, you can move the illusion up to 30 feet to a space you can see, but the illusion must remain within 120 feet of you.

For the duration, you can cast spells as though you were in the illusion's space, but you must use your own senses. Additionally, when both you and your illusion are within 5 feet of a creature that can see the illusion, you have advantage on attack rolls against that creature, given how uncanny the illusion is.

**Poison Strike.** You can use your Channel Divinity to make a weapon deadlier. As a bonus action, you touch one weapon or piece of ammunition and conjure a special poison on it. The poison lasts for 1 minute. The next time you hit a target with an attack using that weapon or ammunition, the target takes poison damage immediately after the attack. The poison damage equals 2d10 + your paladin level, or 20 + your paladin level if you had advantage on the attack roll.

### AURA OF TREACHERY

Starting at 7th level, you emanate an aura of discord, which gives you the following benefits.

**Cull the Herd.** You have advantage on melee attack rolls against any creature that has one or more of its allies within 5 feet of it.

**Treacherous Strike.** If a creature within 5 feet of you misses you with a melee attack, you can use your reaction to force the attacker to reroll that attack against a creature of your choice that is also within 5 feet of the attacker. The ability fails and is wasted if the attacker is immune to being charmed.

You can use this ability three times. You regain expended uses of it when you finish a short or long rest.

### BLACKGUARD'S ESCAPE

At 15th level, you have the ability to slip away from your foes. Immediately after you are hit by an attack, you can use your reaction to turn invisible and teleport up to 60 feet to a spot you can see. You remain invisible until the end of your next turn or until you attack, deal damage, or force a creature to make a saving throw. Once you use this feature, you must finish a short or long rest before you can use it again.

### ICON OF DECEIT

At 20th level, you gain the ability to emanate feelings of treachery. As an action, you can magically become an avatar of deceit, gaining the following benefits for 1 minute:

- You are invisible.
- If a creature damages you on its turn, it must succeed on a Wisdom saving throw (DC equal to your spell save DC) or you control its next action, provided that you aren't incapacitated when it takes the action. A creature automatically succeeds on the save if the creature is immune to being charmed.
- If you have advantage on an attack roll, you gain a bonus to its damage roll equal to your paladin level. Once you use this feature, you can't use it again until you finish a long rest.





## RANGER ARCHETYPES

At 3rd level, a ranger gains the Ranger Archetype feature. Here are new options for that feature: the Deep Stalker, the Horizon Walker and the Primeval Guardian.

### DEEP STALKER

Adventurers descending into the depths on desperate quests or in response to the promise of vast riches quickly come face to face with the evil that festers beneath the earth. Though many such characters are only too happy to escape back to the surface world again, rangers with the Deep Stalker archetype welcome each foray into the world below, striving to uncover and defeat the threats of the Underdark before those threats can reach the surface.

Many Deep Stalkers are elves, as those folk know all too well the threat posed by the drow. Deep Stalkers scout for new passages into the Underdark, carefully mapping them and working to ensure they remain watched at all times. They venture into the depths on long, dangerous patrols, disappearing for months at a time. Many of them never return.

Deep Stalkers master spells useful in navigating the Underdark, and their combat tactics focus on ambush, surprise, and stealth. They fight alone or in small groups in hostile territory, relying on clever tactics to carry the day.

### UNDERDARK SCOUT

At 3rd level, you master the art of the ambush. On your first turn during combat, you gain a +10 bonus to your speed. If you use the attack action on that turn, you can make one additional attack.

You gain an additional benefit on all turns after your first turn. At the end of each such turn, you can attempt to hide as a bonus action if you meet the normal requirements for hiding. Deep Stalkers often use this ability to make ranged attacks, move beyond the scope of their foes' darkvision, and then hide.

Deep Stalker Magic From 3rd level, you have darkvision with a range of 90 feet. You also gain access to additional spells at 3rd, 5th, 9th, 13th, and 15th level. You are always able to cast these spells, and they do not count against your number of ranger spells known.

### DEEP STALKER SPELLS

Level	Spell Gained
3rd	<i>disguise self</i>
5th	<i>rope trick</i>
9th	<i>glyph of warding</i>
13th	<i>greater invisibility</i>
17th	<i>seeming</i>

### IRON MIND

At 7th level, you gain proficiency in Wisdom saving throws.

### STALKER'S FLURRY

Starting at 11th level, you have the ability to ensure that your attacks count. If you miss with an attack during your turn, you can immediately make an additional attack. You can gain one additional attack during your turn with this ability.

### STALKER'S DODGE

At 15th level, you master the ability to disrupt an opponent's attacks. If a creature attacks you and does not have advantage on the attack roll, you can use your reaction to grant it disadvantage on the attack roll. You must use this ability before you know the result of the attack.

### HORIZON WALKER

Rangers of the Horizon Conclave guard the world against threats that originate from other planes. They seek out planar portals and keep watch over them, venturing to the outer and inner planes as needed to defeat threats.

### PLANAR MAGIC

Starting at 3rd level, you learn an additional spell when you reach certain levels in this class, as shown in the Horizon Walker Spells table. The spell counts as a ranger spell for you, and it doesn't count against the number of ranger spells you know.

### HORIZON WALKER SPELLS

Level	Spell Gained
3rd	<i>protection from evil and good</i>
5th	<i>alter self</i>
9th	<i>protection from energy</i>
13th	<i>banishment</i>
17th	<i>teleportation circle</i>

### PLANAR WARRIOR

At 3rd level, you learn to draw on the energy of the planes to augment your attacks.

As a bonus action, choose one creature you can see within 30 feet of you. Until the end of this turn, your attacks against that creature ignore its damage resistances, and the next time you hit it on this turn, it takes an additional 1d6 force damage.

### PORTAL LORE

At 3rd level, you gain the ability to detect the presence of planar portals. As an action, you detect the distance and direction to any planar portals within 1,000 feet of you. You also sense which plane of existence each portal leads to. However, if magic obscures any details of a portal, this feature doesn't reveal them.

Once you use this feature, you can't use it again until you finish a short or long rest. Alternatively, you can use the feature again if you expend a spell slot of 2nd level or higher.

See the "Planar Travel" section in chapter 2 of the *Dungeon Master's Guide* for examples of planar portals.



### ETHEREAL STEP

At 7th level, you learn to step through the Ethereal Plane. As a bonus action on your turn, you can cast the *etherealness* spell with this feature, but the spell ends at the end of the current turn. Once you use this feature, you can't use it again until you finish a short or long rest.

### DISTANT STRIKE

At 11th level, you gain the ability to step between the planes in a blink of an eye. When you use the Attack action, you can teleport up to 10 feet before each attack. You must be able to see the destination of the teleportation.

If you attack at least two different creatures with the action, you can make one additional attack with it against a third creature.

### SPECTRAL DEFENSE

At 15th level, your ability to move between planes becomes even more finely tuned. As a reaction when you take damage, you can halve that damage against you. For a moment, you slip into the planar boundary to lessen the harm.

### PRIMEVAL GUARDIAN

Rangers of the Primeval Guardian Conclave follow an ancient tradition rooted in powerful druidic magic. These rangers learn to become one with nature, allowing them to channel the aspects of various beasts and plants in order to overcome their foes.

These rangers dwell in the elder forests of the world. They venture out only rarely, as they consider it their sacred duty to protect the druidic groves and ancient trees that saw the earliest days of the world.

### GUARDIAN MAGIC

Starting at 3rd level, you learn an additional spell when you reach certain levels in this class, as shown in the Primeval Guardian Spells table. The spell counts as a ranger spell for you, and it doesn't count against the number of ranger spells you know.

#### PRIMEVAL GUARDIAN SPELLS

Level	Spell Gained
3rd	<i>entangle</i>
5th	<i>enhance ability</i>
9th	<i>conjure animals</i>
13th	<i>giant insect</i>
17th	<i>insect plague</i>

### GUARDIAN SOUL

Starting at 3rd level, you gain the ability to temporarily grow and take on the appearance of a treelike person, covered with leaves and bark. As a bonus action, you assume this guardian form, which lasts until you end it as a bonus action or until you are incapacitated.

You undergo the following changes while in your guardian form:

- Your size becomes Large, unless you were larger.
- Any speed you have becomes 5 feet, unless the speed was lower.

- Your reach increases by 5 feet.
- You gain a number of temporary hit points at the start of each of your turns. The number equals half your ranger level. When the form ends, you lose any temporary hit points you have from it.

### PIERCING THORNS

At 3rd level, your command of primal magic allows you to enhance your attacks with thorns. Once during each of your turns, you can deal an additional 1d6 piercing damage to one creature you hit with a weapon attack.

### ANCIENT FORTITUDE

At 7th level, you gain the endurance of the ancient forests. Your hit point maximum and current hit points increase by 2 per ranger level when you assume your guardian form. This increase lasts until you leave the form; your hit point maximum then returns to normal, but your current hit points remain the same, unless they must decrease to abide by your hit point maximum.

### ROOTED DEFENSE

At 11th level, you gain the ability to twist and turn the ground beneath you. While you are in your guardian form, the ground within 30 feet of you is difficult terrain for your enemies.

### GUARDIAN AURA

Starting at 15th level, your guardian form emanates a magical aura that fortifies your injured allies. When any ally starts their turn within 30 feet of your guardian form, that ally regains a number of hit points equal to half your ranger level. This aura has no effect on a creature that has half or more of its hit points, and it has no effect on undead and constructs.



### REVISED RANGER

If you're using the revised ranger, you can use these subclasses with it if you make one addition: give each subclass the Extra Attack feature.

**Extra Attack.** Beginning at 5th level, you can attack twice, instead of once, whenever you take the Attack action on your turn.



## ROGUISH ARCHETYPES

At 3rd level, a rogue gains the Roguish Archetype feature. Here are new options for that feature: the Inquisitive and the Scout.

### INQUISITIVE

As an archetypal Inquisitive, you excel at rooting out secrets and unraveling mysteries. You rely on your sharp eye for details, but also on your finely honed ability to read the words and deeds of other creatures to determine their true intent. You excel at defeating creatures that hide among and prey upon ordinary folk, and your mastery of lore and your sharp eye make you well equipped to expose and end hidden evils.

#### EAR FOR DECEIT

When you choose this archetype at 3rd level, you develop a keen ear for picking out lies. Whenever you make a Wisdom (Insight) check to sense if a creature is lying, you use the total of your check or 8 + your Wisdom modifier, whichever is higher. If you are proficient in Insight, you add your proficiency bonus to the fixed result. If you chose Insight as a skill augmented by your Expertise feature, add double your proficiency bonus.

#### EYE FOR DETAIL

Starting at 3rd level, you can use the bonus action granted by your Cunning Action feature to make a Wisdom (Perception) check to spot a hidden creature or object, to make an Intelligence (Investigation) check to uncover and decipher clues, or to use Insightful Fighting (see below).

#### INSIGHTFUL FIGHTING

At 3rd level, you gain the ability to decipher an opponent's tactics and develop a counter to them. As an action (or as a bonus action using Eye for Detail), you make a Wisdom (Insight) check against a creature you can see that isn't incapacitated, opposed by the target's Charisma (Deception) check. If you succeed, you can use Sneak Attack against that creature even if you do not have advantage against it or if no enemy of the target is within 5 feet of it. You can use Sneak Attack in this way even if you have disadvantage against the target.

This benefit lasts for 1 minute or until you successfully use Insightful Fighting against a different target.

#### STEADY EYE

At 9th level, you gain advantage on any Wisdom (Perception) check made on your turn to find a hidden creature or object if you do not move during that turn. If you use this ability before moving, you cannot move or ready movement during your turn.

#### UNERRING EYE

At 13th level, you gain the ability to detect magical deception. As an action, you sense the presence within 30 feet of you of illusions, shapeshifter creatures not in their true form, and other magic designed to deceive the senses. Though you determine that an effect is attempting to trick you, you gain no special insight into what is hidden or its true nature.

### EYE FOR WEAKNESS

At 17th level, you learn to exploit a creature's weaknesses by carefully studying its tactics and movement. While your Insightful Fighting feature applies to a creature, your Sneak Attack damage against that creature increases by 2d6.

### SCOUT

You are skilled in woodcraft and stealth, allowing you to range ahead of your companions during expeditions. Rogues who embrace this archetype are at home in the wilderness and among barbarians and fighters, as they serve as the eyes and ears of war bands across the world. Compared to other rogues, you are skilled at surviving in the wilds.

### SURVIVALIST

When you choose this archetype at 3rd level, you gain proficiency in the Nature and Survival skills. Your proficiency bonus is doubled for any ability check you make that uses either of those proficiencies.

### SKIRMISHER

Starting at 3rd level, you are difficult to pin down during a fight. You can move up to half your speed as a reaction when an enemy ends its turn within 5 feet of you. This movement doesn't provoke opportunity attacks.

### SUPERIOR MOBILITY

At 9th level, your walking speed increases by 10 feet. If you have a climbing or swimming speed, this increase applies to that speed as well.

### AMBUSH MASTER

Starting at 13th level, you excel at leading ambushes. If any of your foes are surprised, you can use a bonus action on your turn in the first round of the combat to grant each ally who can see you a +5 bonus to initiative that lasts until the combat ends. If the initiative bonus would increase an ally's initiative above yours, the ally's initiative instead equals your initiative.

Each of the allies also receives a 10-foot increase to speed that lasts until the end of the ally's next turn.

### SUDDEN STRIKE

Starting at 17th level, you can strike with deadly speed. If you take the Attack action on your turn, you can make one additional attack as a bonus action. This attack can benefit from your Sneak Attack even if you have already used it this turn, but only if the attack is the only one you make against the target this turn.





## SORCEROUS ORIGIN

At 1st level, a sorcerer gains the Sorcerous Origin feature. Here are new options for that feature: the Favored Soul and the Shadow.

### FAVORED SOUL

Favored souls cast divine spells by means of an innate connection rather than through laborious training and prayer, so their divine connection is natural rather than learned.

### CHOSEN OF THE GODS

At 1st level, you choose one of the cleric class's divine domains. You add that domain's spells for 1st-level clerics to your known spells. These spells do not count against the number of spells you can know, and they are considered to be sorcerer spells for you. When you reach 3rd, 5th, 7th, and 9th levels in the sorcerer class, you likewise learn your domain's spells that become available at those levels.

### BONUS PROFICIENCIES

At 1st level, you gain proficiency in light armor, medium armor, shields, and simple weapons.

### EXTRA ATTACK

Starting at 6th level, you can attack twice, instead of once, whenever you take the Attack action on your turn.

### DIVINE WINGS

At 14th level, you gain the ability to sprout a pair of wings from your back (feathered or bat-like, your choice), gaining a flying speed equal to your current walking speed. You can create these wings as a bonus action on your turn. They last until you dismiss them as a bonus action on your turn.

You can't manifest your wings while wearing armor unless the armor is made to accommodate them, and clothing not made to accommodate your wings might be destroyed when you manifest them.

### POWER OF THE CHOSEN

Starting at 18th level, when you cast one of the spells you learned from your Chosen of the Gods class feature, you regain hit points equal to your Charisma modifier (minimum +1) + the spell's level.





## SHADOW

Your innate magic comes from the Shadowfell. You might trace your lineage to an entity from that place, or perhaps you were exposed to its fell energy and transformed in some fundamental manner.

The power of shadow magic casts a strange pall over your physical presence. The spark of life that sustains you is muffled, as if it struggles to remain viable against the dark energy that imbues your soul. At your option, you can pick from or roll on the following table to create a unique quirk for your character.

### SHADOW SORCERER QUIRKS

#### d6 Quirk

- 1 You are always icy cold to the touch
- 2 When you are asleep, you don't appear to breathe (though you must still breathe to survive).
- 3 You don't seem to bleed, even when badly injured.
- 4 Your heart beats once per minute. This event sometimes surprises you.
- 5 You have trouble remembering that living creatures and corpses should be treated differently.
- 6 You blinked. Once. Last week.

### EYES OF THE DARK

From 1st level, you have darkvision with a range of 60 feet. You can cast *darkness* by spending 1 sorcery point. You can see through any *darkness* spell you cast using this ability.

### STRENGTH OF THE GRAVE

Starting at 1st level, your existence in a twilight state between life and death makes you difficult to defeat. Whenever damage reduces you to 0 hit points, you can make a Constitution saving throw (DC 5 + the damage taken). On a success, you instead drop to 1 hit point. You cannot use this feature if you are reduced to 0 hit points by radiant damage or by a critical hit.

### HOUND OF ILL OMEN

At 6th level, you gain the ability to call forth a howling creature of darkness to harass your foes. As a bonus action, you can spend 3 sorcery points to summon a hound of ill omen to target one creature you can see. The hound uses a dire wolf's statistics with the following changes:

- The hound is size Medium.
- It can move through other creatures and objects as if they were difficult terrain. The hound takes 5 force damage if it ends its turn inside an object.
- At the start of its turn, the hound automatically knows its target's location. If the target was hidden, it is no longer hidden from the hound.

The hound appears in an unoccupied space of your choice within 30 feet of the target. Roll initiative for the hound. On its turn, it can move only toward its target by the most direct route, and it can use its action only to attack its target. The hound makes opportunity attacks, but only against its target. Additionally, the target has disadvantage on all saving throws against your spells while the hound is within 5 feet of it. The hound disappears if it is reduced to 0 hit points, if its target is reduced to 0 hit points, or after 5 minutes.

### SHADOW WALK

At 14th level, you gain the ability to step from one shadow into another. When you are in dim light or darkness, as a bonus action, you can teleport up to 120 feet to an unoccupied space you can see that is also in dim light or darkness.

### SHADOW FORM

At 18th level, you can spend 3 sorcery points to transform yourself into a shadow form as a bonus action. In this form, you have resistance to all damage except force damage, and you can move through other creatures and objects as if they were difficult terrain. You take 5 force damage if you end your turn inside an object. You remain in this form for 1 minute.





# WARLOCK OTHERWORLDLY PATRON

At 1st level, a warlock gains the Otherworldly Patron feature. Here are new options for that feature: the Seeker and the Undying Light.

## THE SEEKER

Your patron is an inscrutable being who travels the Astral Plane in search of knowledge and secrets. In return for your patron's gifts, you wander the world seeking lore that you can share with the Seeker.

Your patron could be any deity or other powerful entity dedicated to knowledge or forgotten lore. Celestian is an ideal patron for a Greyhawk campaign, and was the inspiration for this concept. In the Forgotten Realms, your patron might be Azuth or Oghma. Aureon makes an excellent patron in Eberron, while in Krynn and the Dragonlance campaign setting, Gilean is a good match for the Seeker's role.

### EXPANDED SPELL LIST

The Seeker lets you choose from an expanded list of spells when you learn a warlock spell. The following spells are added to the warlock spell list for you.

#### SEEKER EXPANDED SPELLS

Spell Level	Spells
1st	<i>feather fall, jump</i>
2nd	<i>levitate, locate object</i>
3rd	<i>clairvoyance, sending</i>
4th	<i>arcane eye, locate creature</i>
5th	<i>legend lore, passwall</i>

### SHIELDING AURORA

Starting at 1st level, you can invoke the Seeker's power to protect you from harm. As a bonus action, you create a whirling aurora of brilliant energy that swirls around you. Until the end of your next turn, you gain resistance to all damage, and if a hostile creature ends its turn within 10 feet of you, it takes radiant damage equal to your warlock level + your Charisma modifier.

Once you use this feature, you can't use it again until you finish a short or long rest.

### PACT BOON: PACT OF THE STAR CHAIN

At 3rd level, a character dedicated to the Seeker can select this option instead of one of the warlock's existing Pact Boon options.

The Seeker grants you a chain forged from starlight, decorated with seven gleaming motes of brightness. While the chain is on your person, you know the *augury* spell and can cast it as a ritual. The spell doesn't count against your number of spells known.

Additionally, you can invoke the Seeker's power to gain advantage on an Intelligence check while you carry this item. Once you use this ability, you cannot use it again until you complete a short or long rest.

If you lose your Star Chain, you can perform a 1-hour ceremony to receive a replacement from the Seeker. The ceremony can be performed during a short or long rest, and it destroys the previous chain. The chain disappears in a flash of light when you die.

The exact form of this item might be different depending on your patron. The Star Chain is inspired by the Greyhawk deity Celestian.

### ASTRAL REFUGE

At 6th level, you gain the ability to step into an astral refuge. As an action, you disappear from the world for a brief moment and enter the Astral Plane, taking advantage of its timeless nature. While in your astral refuge, you can take two actions to cast spells that target only you. After using those two actions, you return to the space you occupied and your turn ends.

### FAR WANDERER

At 10th level, you no longer need to breathe, and you gain resistance to fire damage and cold damage.

### ASTRAL SEQUESTRATION

Starting at 14th level, you gain the ability to sequester yourself and your allies on the Astral Plane.

By performing a special ritual over the course of 5 minutes, you shift yourself and up to ten willing creatures you can see to the Astral Plane. You and those creatures gain the benefits of a short rest while sequestered on the Astral Plane. You then return to the spaces you all occupied when you used this ability, with no time having passed in the world.

During this short rest, you and the creatures you sequester can make use of any options available during a rest that affect only you and the creatures you sequester.

Once you use this ability, you cannot use it again until you complete a long rest.







## THE UNDYING LIGHT

Your patron is not a specific entity, but the energy that radiates from the Positive Plane. Your pact allows you to experience the barest touch of the raw stuff of life that powers the multiverse. Anything more, and you would be instantly incinerated by its energy.

Contact with the Positive Plane causes subtle changes to your behavior and beliefs. You are driven to bring light to dark places, to annihilate undead creatures, and to protect all living things. At the same time, you crave the light and find total darkness a suffocating experience akin to drowning.

As an optional way to add more flavor to your character, you can pick from or roll on the following table of flaws associated with warlocks of the Undying Light.

### UNDYING LIGHT FLAWS

#### d6 Flaw

- 1 You are afraid of the dark, and must always have a light source at hand.
- 2 You have a nervous compulsion to keep a bright light in even the barest shadow.
- 3 You have a compulsion to enter and illuminate dark areas.
- 4 You have an overwhelming hatred of undead creatures.
- 5 You fidget and are irritable when you can't see the sun.
- 6 In a dark area, you always carry a lit torch or lantern. Putting it down is an unbearable thought.

### EXPANDED SPELL LIST

The Undying Light lets you choose from an expanded list of spells when you learn a warlock spell. The following spells are added to the warlock spell list for you.

#### UNDYING LIGHT EXPANDED SPELLS

Spell Level	Spells
1st	<i>burning hands</i>
2nd	<i>flaming sphere</i>
3rd	<i>daylight</i>
4th	<i>fire shield</i>
5th	<i>flame strike</i>

### RADIANT SOUL

Starting at 1st level, your link to the Positive Plane allows you to serve as a conduit for radiant energy. You have resistance to radiant damage, and when you cast a spell that deals radiant damage or fire damage, you add your Charisma modifier to that damage. Additionally, you know the sacred flame and light cantrips and can cast them at will. They don't count against your number of cantrips known.

### SEARING VENGEANCE

Starting at 6th level, the radiant energy you channel allows you to overcome grievous injuries. When you would make a death saving throw, you can instead spring back to your feet with a burst of radiant energy. You immediately stand up (if you so choose), and you regain hit points equal to half your hit point maximum. All hostile creatures within 30 feet of you take 10 + your Charisma modifier radiant damage and are blinded until the end of your turn.

Once you use this feature, you can't use it again until you finish a long rest.

### RADIANT RESILIENCE

Starting at 10th level, you gain temporary hit points whenever you finish a long or short rest. These temporary hit points equal your warlock level + your Charisma modifier.

Additionally, choose up to five creatures you can see at the end of your rest. Those creatures gain temporary hit points equal to half your warlock level + your Charisma modifier.

### HEALING LIGHT

At 14th level, you gain the ability to channel the Undying Light to heal yourself and other creatures. As a bonus action, you can touch a creature and heal it. With each touch, a creature regains from 1d6 to 5d6 hit points (your choice). You have a total pool of 15d6 you can expend. Subtract the dice you use with each touch from that total.

You regain all expended dice from your pool when you finish a long rest.



## WIZARD TRADITIONS

At 2nd level, a wizard gains the Arcane Tradition feature. Here are new options for that feature: the Artificer and the Theurgy.

### ARTIFICER

Artificers are a key part of the world of Eberron. They illustrate the evolution of magic from a wild, unpredictable force to one that is becoming available to the masses. Magic items are part of everyday life in the Five Nations of Khorvaire; with an artificer in your party, they become part of every adventuring expedition.

### INFUSE POTIONS

Starting at 2nd level, you can produce magic potions. You spend 10 minutes focusing your magic on a vial of mundane water and expend a spell slot to transform it into a potion. Once you have expended a spell slot to create a potion, you cannot regain that slot until the potion is consumed or after 1 week, at which time the potion loses its effectiveness. You can create up to three potions at a time; creating a fourth potion causes the oldest currently active one to immediately lose its potency. If that potion has been consumed, its effects immediately end.

The spell slot you expend determines the type of potion you can create. See chapter 7 of the *Dungeon Master's Guide* for complete rules on potions.

#### Spell Slot Potion Created

1st	Climbing, growth, or healing
2nd	Mind reading or greater healing
3rd	Invisibility, superior healing, or water breathing
4th	Resistance

### INFUSE SCROLLS

At 2nd level, you can also tap into your reserves of magical energy to create spell scrolls. You can use your Arcane Recovery ability to create a scroll instead of regaining expended spell slots.

You must finish a short rest, then spend 10 minutes with parchment, quill, and ink to create a spell scroll containing one spell chosen from those you know. Subtract the spell's level from the total levels worth of slots you regain using Arcane Recovery. This reduction to your Arcane Recovery applies until you use the scroll and then finish a long rest.

### INFUSE WEAPONS AND ARMOR

Beginning at 6th level, you can produce magic weapons and armor. You spend 10 minutes focusing your magic on a mundane weapon, suit of armor, shield, or bundle of twenty pieces of ammunition, and expend a spell slot to infuse it with magical energy. The magic item retains its enhancement for 8 hours or until used (in the case of magic ammunition). You can infuse only one item at a time; if you infuse a second one, the first immediately loses its potency. Once you have expended a spell slot to create such an item, you cannot regain that slot until the item becomes nonmagical.

The spell slot you expend determines the type of weapon, armor, or shield you can create.

#### Spell Slot Item Created

2nd	+1 ammunition (20 pieces)
3rd	+1 weapon or +1 shield
4th	+1 armor
5th	+2 weapon or +2 ammunition (20 pieces)
6th	+2 armor

### SUPERIOR ARTIFICER

Starting at 10th level, you can create a second magic weapon, suit of armor, shield, or bundle of ammunition using your Infuse Weapons and Armor ability. Attempting to infuse a third item causes the oldest one to immediately lose its potency.

You can also create one additional potion or scroll using Infuse Potions or Infuse Scrolls.

### MASTER ARTIFICER

On reaching 14th level, your mastery of arcane magic allows you to produce a variety of magic items. You can create a single item chosen from Magic Item Tables A and B in chapter 7 of the *Dungeon Master's Guide*. It takes you 1 week to produce such an item, and you must rest for 1 month before using this ability to craft another item.



## THEURGY

A number of deities claim arcane magic as their domain. While the idea of a divine being embracing such power might seem contradictory, magic is as much a part of the fabric of the cosmos as wind, fire, lightning, and all other primal forces. Just as there are deities of the sea and gods of warfare, the arcane arts feature their own divine patrons.

Such deities often have clerics, but many gods of magic bid their followers to take up the study of wizardry. These religious magic-users follow the arcane tradition of Theurgy, and are commonly known as theurgists. Such spellcasters are as dedicated and scholarly as any other wizard, but they blend their arcane study with religious teachings.

### DIVINE INSPIRATION

When you select this tradition at 2nd level, pick a divine domain from your chosen deity's list of eligible domains. Alternatively, the following domains are thematically appropriate and easily compatible with the theurgist concept:

- Arcana (From the *Sword Coast Adventurers' Guide*.)
- Knowledge
- Light

### ARCANE INITIATE

Beginning when you select this tradition at 2nd level, whenever you gain a wizard level, you can choose to replace one of the wizard spells you add to your spellbook with a cleric domain spell for your chosen domain. The spell must be of a level for which you have spell slots.

If you add all of your domain spells to your spellbook, you can subsequently opt to add any spell from the cleric spell list instead. The spell must still be of a level for which you have spell slots.

Other wizards cannot copy cleric spells from your spellbook into their own spellbooks.

## CHANNEL ARCANA

At 2nd level, you gain the ability to channel arcane energy directly from your deity, using that energy to fuel magical effects. You start with two such effects: Divine Arcana and the Channel Divinity option granted at 2nd level by your chosen domain. You employ that Channel Divinity option by using your Channel Arcana ability.

When you use your Channel Arcana, you choose which effect to create. You must then finish a short or long rest to use your Channel Arcana again.

Some Channel Arcana effects require saving throws. When you use such an effect, the save DC equals your wizard spell save DC.

Beginning at 6th level, you can use your Channel Arcana twice between rests, and beginning at 18th level, you can use it three times between rests. When you finish a short or long rest, you regain your expended uses.

When you gain further uses for Channel Divinity from your domain, you can employ them by using your Channel Arcana ability.

### CHANNEL ARCANA: DIVINE ARCANA

As a bonus action, you speak a prayer to control the flow of magic around you. The next spell you cast gains a +2 bonus to its attack roll or saving throw DC, as appropriate.

### ARCANE ACOLYTE

At 6th level, you gain your chosen domain's 1st level benefits. However, you do not gain any weapon or armor proficiencies from your domain.

### ARCANE PRIEST

At 10th level, you gain your chosen domain's 6th level benefits. Your faith and your understanding of magic allow you to delve into your god's secrets.

### ARCANE HIGH PRIEST

At 14th level, you gain your chosen domain's 17th level benefits. Your academic nature and understanding of magic and doctrine allow you to master this ability sooner than a cleric of your domain.





# PART 4: EXTRAS

## ACTION POINTS

The Eberron campaign setting introduced this concept to reflect characters who are larger-than-life heroes destined for great things. Action points allow a player to add a bonus on any d20 roll so that characters can dodge or at least mitigate the effects of bad luck. This rule inspired the “Hero Points” optional rule presented in chapter 9 of the *Dungeon Master’s Guide*.

You start with 5 action points at 1st level. Each time you gain a level, you lose any unspent action points and gain a new total equal to 5 + half your level.

You can spend an action point whenever you roll a d20 to make an attack roll, an ability check, or a saving throw. You don’t have to decide until after you make the roll and learn if it succeeded or failed. If you spend an action point, roll a d6 and add it to your d20 result, possibly changing a failure into a success. You can spend only 1 action point per roll.

In addition, whenever you fail a death saving throw, you can spend an action point to make it a success.

## DRAGONMARKS

Dragonmarks are elaborate skin patterns, similar to tattoos, that grant their bearers innate spellcasting abilities. Each type of mark is tied to large, extended families that each control a different industry or trade in Eberron. Not every member of a given family possesses a dragonmark; conversely, merely possessing a dragonmark does not grant special status within the house.

You must use a feat to gain a dragonmark. You are a member of its corresponding dragonmarked house (or houses, in the case of the Mark of Shadow) and must belong to its listed race or races.

Aberrant dragonmarks occasionally appear, which are not tied to the dragonmarked houses and have a variety of effects. To represent an aberrant dragonmark for your character, choose the Magic Initiate feat from the *Player’s Handbook*.

### DRAGONMARKS

Mark	House	Race	Influence
Detection	Medani	Half-elf	Warning Guild
Finding	Tharashk	Half-orc, human	Finders Guild
Handling	Vadalis	Human	Handlers Guild
Healing	Jorasco	Halfling	Healers Guild
Hospitality	Ghallanda	Halfling	Hostelers Guild
Making	Cannith	Human	Tinkers Guild, Fabricators Guild
Passage	Orien	Human	Couriers Guild, Transportation Guild
Scribing	Sivis	Gnome	Notaries Guild, Speakers Guild
Sentinel	Deneith	Human	Blademarks Guild, Defenders Guild
Shadow	Phiarlan	Elf	Entertainers and Artisans Guild
Shadow	Thuranni	Elf	Shadow Network
Storm	Lyrander	Half-elf	Windwrights Guild, Raincallers Guild
Warding	Kundarak	Dwarf	Banking Guild, Warding Guild



# FEATS

## DRAGONMARK

You have a magical mark that indicates you are a member of one of the dragonmarked houses. Select one of the options from the Dragonmarks table.

You gain the ability to innately cast spells and cantrips, as summarized in the Dragonmark Benefits table, using the spellcasting ability listed under the Ability column. You cast each spell at its lowest level.

Once you cast a given spell this way, you must finish a long rest before you can cast it innately again. You must still expend any material components. Your dragonmark confers the following benefits:

### DRAGONMARK BENEFITS

Mark	Ability	Least	Lesser	Greater
Detection	Wisdom	Detect magic, mage hand	Detect thoughts	Clairvoyance
Finding	Wisdom	Identify, mage hand	Locate object	Clairvoyance
Handling	Wisdom	Druidcraft, speak with animals	Beast sense	Conjure animals
Healing	Wisdom	Cure wounds, spare the dying	Lesser restoration	Revivify
Hospitality	Charisma	Friends, unseen servant	Rope trick	Leomund's tiny hut
Making	Intelligence	Identify, mending	Magic weapon	Fabricate
Passage	Intelligence	Expeditious retreat, light	Misty step	Teleportation circle
Scribing	Intelligence	Comprehend languages, message	Sending	Tongues
Sentinel	Wisdom	Blade ward, compelled duel	Blur	Protection from energy
Shadow	Charisma	Dancing lights, disguise self	Darkness	Nondetection
Storm	Intelligence	Fog cloud, shocking grasp	Gust of wind	Sleet storm
Warding	Intelligence	Alarm, resistance	Arcane lock	Magic circle

- When you first take this feat, you gain the **least dragonmark**. You learn the spells listed under the Least column.
- At 5th level and higher, your mark becomes more potent, improving to **lesser dragonmark**. You also learn the spell listed under the Lesser column.
- At 9th level and higher, your mark's power increases again, becoming a **greater dragonmark**. You also learn the spell listed under the Greater column.

## WEAPON MASTERY FEATS

### FELL HANDED

You master the handaxe, battleaxe, greataxe, warhammer, and maul. You gain the following benefits when using any of them:

- You gain a +1 bonus to attack rolls you make with the weapon.
- Whenever you have advantage on a melee attack roll you make with the weapon and hit, you can knock the target prone if the lower of the two d20 rolls would also hit the target.
- Whenever you have disadvantage on a melee attack roll you make with the weapon, the target takes bludgeoning damage equal to your Strength modifier (minimum of 0) if the attack misses but the higher of the two d20 rolls would have hit.
- If you use the Help action to aid an ally's melee attack while you're wielding the weapon, you knock the target's shield aside momentarily. In addition to the ally gaining advantage on the attack roll, the ally gains a +2 bonus to the roll if the target is using a shield.

### BLADE MASTERY

You master the shortsword, longsword, scimitar, rapier, and greatsword. You gain the following benefits when using any of them:

- You gain a +1 bonus to attack rolls you make with the weapon.
- On your turn, you can use your reaction to assume a parrying stance, provided you have the weapon in hand. Doing so grants you a +1 bonus to your AC until the start of your next turn or until you're not holding the weapon.
- When you make an opportunity attack with the weapon, you have advantage on the attack roll.





## FLAIL MASTERY

The flail is a tricky weapon to use, but you have spent countless hours mastering it. You gain the following benefits.

- You gain a +1 bonus to attack rolls you make with a flail.
- As a bonus action on your turn, you can prepare yourself to extend your flail to sweep over targets' shields. Until the end of this turn, your attack rolls with a flail gain a +2 bonus against any target using a shield.
- When you hit with an opportunity attack using a flail, the target must succeed on a Strength saving throw (DC 8 + your proficiency bonus + your Strength modifier) or be knocked prone.

## SPEAR MASTERY

Though the spear is a simple weapon to learn, it rewards you for the time you have taken to master it. You gain the following benefits.

- You gain a +1 bonus to attack rolls you make with a spear.
- When you use a spear, its damage die changes from a d6 to a d8, and from a d8 to a d10 when wielded with two hands. (This benefit has no effect if another feature has already improved the weapon's die.)
- You can set your spear to receive a charge. As a bonus action, choose a creature you can see that is at least 20 feet away from you. If that creature moves within your spear's reach on its next turn, you can make a melee attack against it with your spear as a reaction. If the attack hits, the target takes an extra 1d8 piercing damage, or an extra 1d10 piercing damage if you wield the spear with two hands. You can't use this ability if the creature used the Disengage action before moving.
- As a bonus action on your turn, you can increase your reach with a spear by 5 feet for the rest of your turn.

## TOOL FEATS

Weapons are fun, but feats are intended to support all parts of the game. To that end, here are a few feats that grant proficiency with tools and some additional thematic benefits.

### ALCHEMIST

You have studied the secrets of alchemy and are an expert in its practice, gaining the following benefits:

- Increase your Intelligence score by 1, to a maximum of 20.
- You gain proficiency with alchemist's supplies. If you are already proficient with them, you add double your proficiency bonus to checks you make with them.
- As an action, you can identify one potion within 5 feet of you, as if you had tasted it. You must see the liquid for this benefit to work.
- Over the course of any short rest, you can temporarily improve the potency of one potion of healing of any rarity. To use this benefit, you must have alchemist's supplies with you, and the potion must be within reach. If the potion is drunk no more than 1 hour after the short rest ends, the creature drinking the potion can forgo the potion's die roll and regains the maximum number of hit points that the potion can restore.

## BURGLAR

You pride yourself on your quickness and your close study of certain clandestine activities. You gain the following benefits:

- Increase your Dexterity score by 1, to a maximum of 20.
- You gain proficiency with thieves' tools. If you are already proficient with them, you add double your proficiency bonus to checks you make with them.

## GOURMAND

You have mastered a variety of special recipes, allowing you to prepare exotic dishes with useful effects. You gain the following benefits:

- Increase your Constitution score by 1, to a maximum of 20.
- You gain proficiency with cook's utensils. If you are already proficient with them, you add double your proficiency bonus to checks you make with them.
- As an action, you can inspect a drink or plate of food within 5 feet of you and determine whether it is poisoned, provided that you can see and smell it.
- During a long rest, you can prepare and serve a meal that helps you and your allies recover from the rigors of adventuring, provided you have suitable food, cook's utensils, and other supplies on hand. The meal serves up to six people, and each person who eats it regains two additional Hit Dice at the end of the long rest. In addition, those who partake of the meal have advantage on Constitution saving throws against disease for the next 24 hours.

## MASTER OF DISGUISE

You have honed your ability to shape your personality and to read the personalities of others. You gain the following benefits:

- Increase your Charisma score by 1, to a maximum of 20.
- You gain proficiency with the disguise kit. If you are already proficient with it, you add double your proficiency bonus to checks you make with it.
- If you spend 1 hour observing a creature, you can then spend 8 hours crafting a disguise you can quickly don to mimic that creature. Making the disguise requires a disguise kit. You must make checks as normal to disguise yourself, but you can assume the disguise as an action.





## FIGHTING STYLES

Here are new options for the Fighting Style class feature: the close quarters shooter, the mariner and the tunnel fighter.

### CLOSE QUARTERS SHOOTER

You are trained in making ranged attacks at close quarters. When making a ranged attack while you are within 5 feet of a hostile creature, you do not have disadvantage on the attack roll. Your ranged attacks ignore half cover and three-quarters cover against targets within 30 feet of you. Finally, you have a +1 bonus to attack rolls on ranged attacks.

### MARINER

As long as you are not wearing heavy armor or using a shield, you have a swimming speed and a climbing speed equal to your normal speed, and you gain a +1 bonus to AC.

#### MARINER DESIGN NOTES

Fighting Style is a good way to introduce a specific flavor of game play for multiple characters at once. In a sea-based campaign, you can expect lots of battles in the water and on board ships. Swimming and climbing speeds are very handy in such environments, but they can also prove useful in other areas.

The mariner's AC bonus comes with conditions, but it plays into the restrictions a mariner must observe to gain a swimming or climbing speed. In addition, a ship-based campaign lends itself to fighters who wield scimitars (representing a cutlass) and a dagger, and who wear light armor. This specific AC bonus helps support that character option.

### TUNNEL FIGHTER

You excel at defending narrow passages, doorways, and other tight spaces. As a bonus action, you can enter a defensive stance that lasts until the start of your next turn. While in your defensive stance, you can make opportunity attacks without using your reaction, and you can use your reaction to make a melee attack against a creature that moves more than 5 feet while within your reach.



## NEW SPELLS

The following new conjuration spells appear on the sorcerer spell list and the wizard spell list.

### CONJURE BARLGURA

*4th-level conjuration*

**Casting Time:** 1 action

**Range:** 60 feet

**Components:** V, S

**Duration:** Up to 10 minutes

You summon a bargura that appears in an unoccupied space you can see within range. The bargura disappears when it drops to 0 hit points or when the spell ends.

The bargura is hostile to all non-demons. Roll initiative for the bargura, which has its own turns. At the start of its turn, it moves toward and attacks the nearest non-demon it can perceive. If two or more creatures are equally near, it picks one at random. If it cannot see any potential enemies, the bargura moves in a random direction in search of foes.

As part of casting the spell, you can scribe a circle on the ground using the blood of an intelligent humanoid slain within the past 24 hours. The circle is large enough to encompass your space. The summoned bargura cannot cross the circle or target anyone in it while the spell lasts.

### CONJURE HEZROU

*7th-level conjuration*

**Casting Time:** 1 action

**Range:** 60 feet

**Components:** V, S, M (food worth at least 100 gp, which the spell consumes)

**Duration:** Concentration, up to 1 hour

You summon a hezrou that appears in an unoccupied space you can see within range. The hezrou disappears when it drops to 0 hit points or when the spell ends.

The hezrou's attitude depends on the value of the food used as a material component for this spell. Roll initiative for the hezrou, which has its own turns. At the start of the hezrou's turn, the DM makes a secret Charisma check on your behalf, with a bonus equal to the food's value divided by 20. The check DC starts at 10 and increases by 2 each round. You can issue orders to the hezrou and have it obey you as long as you succeed on the Charisma check.

If the check fails, the spell no longer requires concentration and the demon is no longer under your control. The hezrou then focuses on devouring any corpses it can see. If there are no such meals at hand, it attacks the nearest creatures and eats anything it kills. If its hit points are reduced to below half its hit point maximum, it returns to the Abyss.

As part of casting the spell, you can scribe a circle on the ground using the blood of an intelligent humanoid slain within the past 24 hours. The circle is large enough to encompass your space. The summoned hezrou cannot cross the circle or target anyone in it while the spell lasts.

### CONJURE LESSER DEMON

*3rd-level conjuration*

**Casting Time:** 1 action

**Range:** 60 feet

**Components:** V, S, M (a vial of blood from an intelligent humanoid killed within the past 24 hours)

**Duration:** Concentration, up to 1 hour

You summon up to a total of eight manes or dretches that appear in unoccupied spaces you can see within range. A mane or dretch disappears when it drops to 0 hit points or when the spell ends.

The demons are hostile to all creatures. Roll initiative for the summoned demons as a group, which has its own turns. The demons attack the nearest non-demons to the best of their ability.



As part of casting the spell, you can scribe a circle on the ground with the blood used as a material component. The circle is large enough to encompass your space. The summoned demons cannot cross the circle or target anyone in it while the spell lasts. Using the material component in this manner consumes it.

**At Higher Levels.** When you cast this spell using a spell slot of 6th or 7th level, you summon sixteen demons. If you cast it using a spell slot of 8th or 9th level, you summon thirty-two demons.

### CONJURE SHADOW DEMON

*4th-level conjuration*

**Casting Time:** 1 action

**Range:** 60 feet

**Components:** V, S, M (a vial of blood from an intelligent humanoid killed within the past 24 hours)

**Duration:** Concentration, up to 1 hour

You summon a shadow demon that appears in an unoccupied space you can see within range. The shadow demon disappears when it drops to 0 hit points or when the spell ends.

Roll initiative for the shadow demon, which has its own turns. You can issue orders to the shadow demon, and it obeys you as long as it can attack a creature on each of its turns and does not start its turn in an area of bright light. If either of these conditions is not met, the shadow demon immediately makes a Charisma check contested by your Charisma check. If you fail the check, the spell no longer requires concentration and the demon is no longer under your control. The demon automatically succeeds on the check if it is more than 100 feet away from you.

As part of casting the spell, you can scribe a circle on the ground using the blood of an intelligent humanoid slain within the past 24 hours. The circle is large enough to encompass your space. The summoned shadow demon cannot cross the circle or target anyone in it while the spell lasts.

### CONJURE VROCK

*5th-level conjuration*

- **Casting Time:** 1 action
- **Range:** 60 feet
- **Components:** V, S, M (a gem worth at least 100 gp, which the spell consumes)
- **Duration:** Concentration, up to 1 hour

You summon a vrock that appears in an unoccupied space you can see within range. The vrock disappears when it drops to 0 hit points or when the spell ends.

The vrock's attitude depends on the value of the gem used as a material component for this spell. Roll initiative for the vrock, which has its own turns. At the start of the vrock's turn, the DM makes a secret Charisma check on your behalf, with a bonus equal to the gem's value divided by 20. The check DC starts at 10 and increases by 2 each round. You can issue orders to the vrock and have it obey you as long as you succeed on the Charisma check.

If the check fails, the spell no longer requires concentration and the vrock is no longer under your control. The vrock takes no actions on its next turn and uses its telepathy to tell any creature it can see that it will fight in exchange for treasure. The creature that gives the vrock the most expensive gem can command it for the next 1d6 rounds. At the end of that time, it offers the bargain again. If no one offers the vrock treasure before its next turn begins, it attacks the nearest creatures for 1d6 rounds before returning to the Abyss.

As part of casting the spell, you can scribe a circle on the ground using the blood of an intelligent humanoid slain within the past 24 hours. The circle is large enough to encompass your space. The summoned vrock cannot cross the circle or target anyone in it while the spell lasts.





## OPTIONAL RULE: WILD SHAPE FORMS

The Wild Shape feature in the *Player's Handbook* lets you transform into a beast that you've seen before. That rule gives you a tremendous amount of flexibility, making it easy to amass a large array of beast form options for yourself, assuming you abide by the limitations in the Beast Shapes table in that book.

The optional rule presented here is designed for the player and DM who would like to trade some of that flexibility for ease of use. The rules here also create a clear in-world method for learning new beast shapes.

### KNOWN BEAST SHAPES

When you gain the Wild Shape feature at 2nd level, you are deeply familiar with three beasts of your choice and can transform into them.

To choose the three beast shapes, you first need to determine whether your druid grew up in a temperate or a tropical region, consulting with your DM. Then refer to the Common Beast Shapes table that corresponds to the region you selected. That table lists the beasts you can choose from, based on your druid level. The table presents the animals that a druid is most likely to have seen as a novice, to have learned about through mystic research, or to have a special affinity with.

Each time you gain a druid level later, you can choose one more beast shape from the same table you used at 2nd level.

#### COMMON BEAST SHAPES — TEMPERATE

##### Druid Level

##### Prerequisite Beasts

2nd	Badger, boar, cat, deer, draft horse, elk, goat, jackal, lizard, mastiff, mule, panther, pony, rat, riding horse, scorpion, spider, weasel, wolf
4th	Black bear, crab, frog, octopus, poisonous snake, reef shark, sea horse, warhorse
8th	Bat, brown bear, eagle, hawk, owl, raven, vulture

A member of the Circle of the Moon can choose the black bear, the brown bear and the warhorse at 2nd level.

#### COMMON BEAST SHAPES — TROPICAL

##### Druid Level

##### Prerequisite Beasts

2nd	Baboon, badger, boar, camel, cat, deer, draft horse, goat, hyena, jackal, lizard, mule, panther, pony, rat, riding horse, scorpion, spider, weasel
4th	Ape, crab, crocodile, constrictor snake, frog, octopus, poisonous snake, reef shark, sea horse, warhorse
8th	Bat, eagle, hawk, lion, owl, raven, tiger, vulture

A member of the Circle of the Moon can choose the ape, the lion, the tiger and the warhorse at 2nd level.

### STARTING BEAST SHAPES

To begin using Wild Shape quickly at 2nd level, choose one of the following starting packages, each of which gives you options for combat, climbing, stealth, and serving as a mount.

**Temperate:** cat, elk, wolf

**Tropical:** panther, riding horse, spider

**Temperate (Circle of the Moon):** brown bear, cat, warhorse

**Tropical (Circle of the Moon):** ape, tiger, warhorse

### GAINING EXTRA BEAST SHAPES

In addition to the beast shapes you gain for free when you level up, you can acquire new shapes on your adventures. Do you see a dinosaur, a saber-toothed tiger, a giant eagle, or some other exotic critter that you want to turn into? This rule gives you a method for learning how to do so. It requires you to abide by the limitations in the Wild Shape feature (see the Beast Shapes table in the *Player's Handbook*, page 66).

When you see a beast whose shape you'd like to learn, you have two options:

**Observation.** You learn the beast's shape after observing its behavior for at least 1 hour and succeeding on an Intelligence (Nature) check with a DC equal to 10 + the beast's challenge rating. For this observation period, your vantage point—whether physical or magical—must be within 150 feet of the beast. If you previously spent at least 1 hour reading a scholarly work about the creature, you have advantage on the check.

**Interaction.** You learn the beast's shape after interacting with it peacefully for 10 minutes and succeeding on a Wisdom (Animal Handling) check with a DC equal to 10 + the beast's challenge rating. For this interaction period, you must be within 15 feet of the beast, and if you spend at least a minute petting it, you have advantage on the check.

Either of these options can be assisted by magic. For example, divination magic can be used to provide safe observation of a dangerous animal, and a spell like *animal friendship* can lay the groundwork for peaceful interaction.





# PRESTIGE CLASSES AND RUNE MAGIC

Many of the character concepts that were once prestige classes or paragon paths in earlier editions of D&D are now options available to 1st level characters. In general, the game's design aims for maximum flexibility, making options available to all characters. As such, prestige classes build on the game's broad range of basic options to represent specialized options and unique training.

## USING PRESTIGE CLASSES

A prestige class requires a high level of skill before a character can master even its basic elements. Prestige classes might confer lost lore, allow access to an inscrutable form of magic, grant mastery of an exotic fighting style, or be built around the knowledge harbored by a secret society.

Mechanically, a prestige class is a character class that requires the same training and focus as any other class. You enter a prestige class by way of the normal multiclassing rules. However, you cannot enter a prestige class until you are at least 3rd level—and many prestige classes have even higher level requirements.

Most prestige classes require characters to complete specific deeds in order to gain access to the class. You cannot advance in a prestige class until its gatekeepers—typically those who harbor the class's lore—agree to accept you.

A prestige class typically offers access to unique game mechanics available only to members of that class. Such mechanics reflect specific lore, secrets, or techniques impossible to master without earning the respect and trust of those who already possess that knowledge.

## JOINING A PRESTIGE CLASS

In order to join a prestige class, you must first check with your Dungeon Master. A DM can opt to include or disallow prestige classes in the game. Typically, a prestige class requires you to undertake specific actions in the game so that your character can begin pursuing that class. If those actions aren't already possible in your campaign, talk to your DM about integrating the prestige class that interests you.

A prestige class uses the normal D&D multiclassing rules (see chapter 6, "Customization Options," in the Player's Handbook). When your character is ready to advance a level, you can choose to gain a level in a prestige class. Your levels in all your classes, including prestige classes, are added together to determine your character level.

## PREREQUISITES

Taking up a prestige class through multiclassing involves meeting certain prerequisites, just as with multiclassing into a standard class. You must meet the ability score prerequisites for your current class and for the prestige class in order to qualify for it.

A prestige class requires a minimum character level and a minimum score in at least one ability, as well as requiring that you complete a specific deed—finding a magic item, defeating a monster, surviving a particular challenge, and so on—before being able to take up that class.

## EXPERIENCE POINTS

Just as with the standard rules for multiclassing, the experience point cost to gain a level is always based on your total character level, not your level in a particular class.

## HIT POINTS AND HIT DICE

Each prestige class specifies the hit points you gain from it. You add together the Hit Dice granted by all your classes and prestige classes to determine your pool of Hit Dice. If the Hit Dice are the same die type, you simply pool them together.

## PROFICIENCY BONUS AND PROFICIENCIES

Your proficiency bonus is always based on your total character level, not your level in a particular class. A prestige class specifies whether it grants proficiencies when you enter it.

## PRESTIGE CLASS FEATURES

You gain prestige class features just like normal class features. Sometimes, a prestige class can improve features you have gained from other classes. If a prestige class grants Channel Divinity, Extra Attack, or Unarmored Defense, that feature is treated the same way as if you had gained it from multiple standard classes.

## SPELLCASTING

Some prestige classes grant spellcasting. Each prestige class provides details on how to determine your overall spellcasting ability, using the rules for spellcasting and multiclass characters.





# PRESTIGE CLASS: RUNE SCRIBE

A rune scribe masters the secrets of the runes of power—ancient sigils that embody the fundamental magic of creation. The giants were the first to master rune magic, though many other races eventually stole away or traded for that power.

Rune magic is exceedingly rare. Some of its secrets have been lost, and what lore remains is jealously guarded. Few rune scribes share their lore with others. Indeed, most rune scribes take on new students only if doing so allows them to gain access to a forgotten or missing rune.

The rune scribe prestige class uses the rules for rune magic presented at the end of this article.

## THE RUNE SCRIBE

Level	Features	Spells: 1st	2nd	3rd
1st	Rune Lore, Runic Magic	2	—	—
2nd	Runic Discovery	3	—	—
3rd	Runic Discovery	4	2	—
4th	Living Rune	4	3	—
5th	Rune Mastery, Runic Discovery	4	3	2

## PREREQUISITES

In order to advance as a rune scribe, you must meet the following prerequisites (in addition to the multiclassing prerequisites for your existing class):

- **Dexterity 13.** Rune scribes need agile fingers to master the intricate patterns of a rune.
- **Intelligence 13.** Rune lore requires intense study and knowledge.
- **Proficiency in the Arcana skill.** Rune mastery requires an understanding of arcane lore.
- **Character level 5th.** Rune magic awakens only for powerful souls, and you must be a 5th-level character before you can gain levels in the rune scribe prestige class.
- **Complete a special task.** You must find a rune and present it to an NPC rune scribe who accepts it in return for tutoring you in the ways of rune magic. You cannot gain more levels in this prestige class than your tutor has. You might need to seek out additional runes and present them to more skilled rune scribes in order to reach 5th level in this prestige class.

## CLASS FEATURES

As a rune scribe, you gain the following class features.

### HIT POINTS

**Hit Dice:** 1d8 per rune scribe level

**Hit Points per Level:** 1d8 (or 5) + your Constitution modifier per rune scribe level

### PROFICIENCIES

**Tools:** Calligrapher's supplies, mason's tools, woodcarver's tools

**Saving Throws:** None

**Skills:** None

### EQUIPMENT

The rune scribe prestige class does not grant any special equipment.

### RUNE LORE

At 1st level, you learn the basics of scribing runes, and are able to activate a master rune's full range of properties when you are properly attuned to it. The "Rune Magic" section below contains information on master runes and descriptions of runes and their properties.

The first rune you master is the rune you found and presented to your tutor to qualify for this prestige class. Your entrance to the class includes the process of mastering that rune's secrets.

### RUNIC MAGIC

Runes can make use of your own magical power to augment some of their effects. You gain a number of spell slots as specified on the Rune Scribe table, but this prestige class does not grant spells known. Instead, as a rune scribe, you can expend your spell slots to empower runes, as described in the "Rune Magic" section below.

For the purpose of multiclassing, to determine your total spell slots, add your levels in rune scribe to your levels in classes that grant you the Spellcasting feature. For example, if you are a rune scribe 4/wizard 6, you would have the spell slots of a 10th-level character, in addition to having the cantrips and spellbook of a 6th-level wizard.

### RUNIC DISCOVERY

Your continuing study of runic magic allows you to recreate the secrets of new runes without first needing to uncover them. At 2nd, 3rd, and 5th level, choose a rare rune. You can attune to that rune even if you do not possess the master rune for it. (See the "Rune Magic" section below for information on rune rarity and master runes.)

In order to attune to a rune in this manner, you must spend a short rest doing nothing but meditating on the rune. At the end of the short rest, you are attuned to the rune. You are considered to always have the rune on your person for the purpose of determining whether you can use its features.

You can spend another short rest doing nothing but meditating on the rune to end your attunement to it.



## LIVING RUNE

Runes are a part of the living world, and your studies allow you to connect to their magic in increasingly powerful ways. At 4th level, you learn to incorporate rune magic into your identity, allowing you to augment your body and mind.

At the end of a long rest, you can choose to increase one ability score of your choice by 2 or increase two ability scores of your choice by 1. At the end of each subsequent long rest, you can alter this choice, reducing the scores you previously increased and improving different scores. (If you chose to increase two abilities, you can opt to alter only one of those choices.)

## RUNE MASTERY

At 5th level, you attain the ability to master an ever-greater range of runic magic. When you attune to a rune, you can choose to have it not count toward your limit of attuned magic items. You can be attuned to only one such rune in this manner at a time. You can use this ability again after you end your attunement to a rune.

## RUNE MAGIC

Rune magic allows a character to unlock the power contained within magical symbols and sigils. Not every such mark has the potential for power. Only those runes forged in the ancient days of creation still resonate with the fundamental magic of the world.

Runes work much like magic items. You can discover them, attune to them, and use their magic in a variety of ways. However, unlike with magic items, only a rune scribe can use all the benefits a rune offers.

## OVERVIEW

Runes are powerful icons that you can use for a variety of effects. In order to use a rune, you must normally find and keep a master rune. A master rune is a rare object—a gem or carved rock, a magical token, a shard of some special material, and so on—engraved with the rune and empowered with magic that allows you to unleash the rune's effects. Those effects are divided into two categories.

**Simple properties** are usable by anyone who attunes to a master rune.

**Complex properties** are usable only by a character who attunes to a master rune and who possesses the Rune Lore class feature.

Unless otherwise noted, you must have a master rune on your person in order to use its properties.

## FINDING RUNES

A rune found as treasure is a master rune, carefully scribed into a rare object and available for use as a training tool to allow would-be rune scribes to unlock its power. Each rune discussed below is detailed as part of a master rune. Master runes and the runes they contain are treated much like magic items. They are categorized in rarity from rare to legendary, and can be placed in a campaign whenever the DM opts to place treasure. There are no common or uncommon runes.

## BUYING AND SELLING RUNES

Treat a master rune as a magic item of its equivalent rarity for the purpose of buying and selling in the campaign. Just as with other magic items, the DM will determine whether such items are available to purchase in the campaign and under what conditions.

## IDENTIFYING RUNES

Runes are identified in a manner similar to magic items. Simply handling a master rune causes a strong sense of its rune's identity to echo in a character's mind. For example, touching a master rune item containing the *kalt* rune (the rune of cold) might cause you to experience a sudden chill as visions of snow and ice flash through your mind.

The *identify* spell immediately reveals a master rune's simple properties. You can also learn its simple properties over the course of a short rest while maintaining physical contact with the rune.





## RUNES AND ATTUNEMENT

A rune always requires attunement to use its simple properties. Attuning to a master rune requires you to spend a short rest focused on only that item while being in physical contact with it. This can't be the same short rest used to learn the rune's properties. This focus takes the form of carefully and repeatedly copying the rune, whether with ink and parchment or simply scribing it into the dirt. If the short rest is interrupted, the attunement attempt fails. Otherwise, at the end of the short rest, you gain an intuitive understanding of how to activate the rune's magical properties.

A master rune can be attuned to only one creature at a time, and all runes count toward your limit of magic items you can attune to. Any attempt to attune to a fourth magic item or rune fails (though a rune scribe's Rune Mastery feature allows attunement to one additional rune). You cannot attune to more than one copy of a rune.

You can end attunement to a rune in the same manner as with any other magic item.

## MASTER RUNES

Presented here are four runes (in the form of master runes) for use in your campaign—just enough to fully outfit a rune scribe who reaches 5th level.

### OPAL OF THE ILD RUNE

*Master rune, rare (requires attunement)*

This triangular fire opal measures about three inches on each side and is half an inch thick. The *ild* rune—the rune of fire—shimmers within its core. Grasping this object causes a split second of searing, fiery pain to pass through you. That pain quickly fades, giving way to a warming glow.

**Ignite (Simple Property).** As an action, you scribe the *ild* rune using ash onto a flammable object. That object immediately bursts into flame. While it burns, the fire extends 1 foot out from the rune you scribed.

**Fire Tamer (Simple Property).** As an action, you touch an open flame and scribe the *ild* rune within it with a hand motion. This causes the flame to immediately extinguish. For a large blaze, the fire is extinguished in a 10-foot radius around you. You can extend this distance by expending a spell slot when using the *ild* rune in this manner. The radius extends by 20 feet per level of the expended spell slot.

**Fire's Friend (Simple Property).** While you are attuned to this rune, you have resistance to cold damage.

**Combustion (Complex Property).** As an action, you scribe this rune using ash onto a creature within your reach as you expend a spell slot. The creature automatically takes 1d10 fire damage plus 1d10 fire damage per level of the expended spell slot.

**Flame Brand (Complex Property).** Over the course of a short rest, you inscribe this rune using ash onto a melee or ranged weapon, or onto up to 20 pieces of ammunition. The weapon or ammunition gains a ghostly aura of yellow flame and deals fire damage instead of piercing, slashing, or bludgeoning damage.

In addition, you can expend a spell slot while using this property to grant the weapon or ammunition a bonus to attack rolls and damage rolls equal to the spell slot's level divided by three.

These effects last for 24 hours or until you use this property again.

**Flame Stoker (Complex Property).** While you are attuned to this rune, your fire attacks are deadlier. Whenever you roll fire damage from an attack or a spell you cast, you can reroll that damage and use the higher result.

### ORB OF THE STEIN RUNE

*Master rune, rare (requires attunement)* This spherical chunk of granite is about the size of a human fist. The *stein* rune—the rune of stone—appears on the orb as crystalline veins that play across its surface. When first grasped, the stone feels impossibly heavy, as if even a titan could not lift it. That feeling passes after a moment, allowing you to carry the stone with ease.

**Indomitable Stand (Simple Property).** As an action, you scribe the *stein* rune onto the ground at your feet. Until you move, you have advantage on all ability checks and saving throws to resist effects that would force you to move. In addition, any creature that moves within 10 feet of you must succeed on a DC 12 Strength saving throw or have its movement immediately end.

**Stone Soul (Simple Property).** While you are attuned to this rune, you cannot be petrified.

**Stone's Secrets (Simple Property).** As an action, you scribe this rune onto a stone wall or floor. You learn the location and size of all creatures standing on or touching that surface within 30 feet of you, though only for the moment when the property is used.

**Crushing Brand (Complex Property).** Over the course of a short rest, you inscribe this rune using dirt or crushed stone onto one weapon that deals bludgeoning damage. The weapon gains a ghostly brown aura, and bludgeoning damage dealt by the weapon ignores resistance and immunity. If you roll the maximum on the weapon's damage die or dice, the target of your attack is knocked prone if it is a creature.

In addition, you can expend a spell slot to grant the weapon a bonus to attack rolls and damage rolls equal to the spell slot's level divided by three.

These effects last for 24 hours or until you use this property again.

**Earthen Step (Complex Property).** While you are attuned to this rune, you can cast *meld into stone* as a bonus action. You regain this ability after a short or long rest.

**Overwhelming Bolt (Complex Property).** As an action, you scribe this rune using dirt or crushed rock onto a creature within your reach as you expend a spell slot. The creature must succeed on a Strength saving throw (DC 12 + the level of the expended spell slot). On a failure, the creature takes 2d8 bludgeoning damage plus 1d8 bludgeoning damage per level of the expended spell slot and is knocked prone. On a successful saving throw, the creature takes half as much damage and is not knocked prone.



## PENNANT OF THE VIND RUNE

*Master rune, rare (requires attunement)* This five-foot-long blue pennant is crafted from silk and whips about as if buffeted by a strong breeze. The *vind* rune—the rune of wind—flickers across its surface like a shimmering cloud. Grasping the pennant causes you to feel a powerful gust of wind wash over you, tearing at your clothes and gear. Anyone watching you sees nothing out of the ordinary, and the sensation passes after a moment.

**Comforting Wind (Simple Property).** While you are attuned to this rune, you cannot suffocate or drown, and you gain advantage on saving throws against poisonous gases, inhaled poisons, and similar effects.

**Wind Step (Simple Property).** As an action, you scribe the *vind* rune in the air around you and immediately fly 20 feet. If you do not land at the end of this flight, you fall.

**Wind's Grasp (Simple Property).** As a reaction when you fall, you can scribe this rune in the air around you to take no damage from the fall.

**Howling Brand (Complex Property).** Over the course of a short rest, you inscribe this rune in the air above one ranged weapon. The weapon gains a ghostly blue aura and has its normal and maximum range doubled. The weapon's attacks do not suffer disadvantage due to range.

In addition, you can expend a spell slot while using this property to grant the weapon a bonus to attack rolls and damage rolls equal to the spell slot's level divided by three.

These effects last for 24 hours or until you use this property again.

**Shrieking Bolt (Complex Property).** As an action, you scribe this rune in the air between you and a creature you can see while you expend a spell slot. The creature must make a Strength saving throw (DC 12 + the spell slot's level). On a failure, it takes 2d8 bludgeoning damage plus 1d8 bludgeoning damage per level of the expended spell slot, and is pushed in a straight line directly away from you for 10 feet per level of the expended spell slot. On a successful saving throw, the creature takes half as much damage and is not pushed away from you.

**Wind Walker (Complex Property).** While you are attuned to this rune, you can cast *levitate* as a bonus action. You regain this ability after a short or long rest.

## SHARD OF THE KALT RUNE

*Master rune, rare (requires attunement)*

This long, slender shard of ice is roughly the size of a dagger. The *kalt* rune—the rune of ice—glows within the shard. When first grasped, the shard emits a painful cold that leaves your hand and arm numb. That feeling passes after a moment, allowing the shard to be handled normally.

**Frigid Touch (Simple Property).** As an action, you scribe the *kalt* rune on the surface of any volume of water. The water freezes in a 10-foot radius around the spot where you scribed the rune.

**Frost Friend (Simple Property).** While you are attuned to this rune, you have resistance to fire damage.

**Icy Mantle (Simple Property).** As an action, you scribe the *kalt* rune using water onto yourself or another creature. The water instantly freezes into a mantle of protective ice that does not hinder movement or action. The next time the creature takes bludgeoning, slashing, or piercing damage, that damage is reduced to zero and the icy mantle is destroyed.


**Freezing Bolt (Complex Property).** As an action, you scribe this rune using water onto a creature within your reach as you expend a spell slot. The rune freezes in place, and the creature must make a Constitution saving throw (DC 12 + the level of the expended spell slot). On a failure, the creature takes 2d8 cold damage plus 1d8 cold damage per level of the expended spell slot, and its speed is reduced to 0 until the end of your next turn. On a successful saving throw, the creature takes half as much damage and its speed is not affected.

**Ice Brand (Complex Property).** Over the course of a short rest, you inscribe this rune using water onto a melee or ranged weapon, or onto up to 20 pieces of ammunition. The weapon or ammunition gains a ghostly white aura and deals cold damage instead of piercing, slashing, or bludgeoning damage.

In addition, you can expend a spell slot while using this property to grant the weapon or ammunition a bonus to attack rolls and damage rolls equal to the spell slot's level divided by three.

These effects last for 24 hours or until you use this property again.

**Winter's Howl (Complex Property).** While you are attuned to this rune, you can cast *sleet storm* as an action. You regain this ability after a short or long rest.





## WHEN ARMIES CLASH

The D&D combat rules in the *Player's Handbook* are designed to model conflict between small groups—an adventuring party of perhaps three to six characters against monster groups that rarely exceed a dozen creatures. Combat on this scale keeps the focus squarely on the adventurers.

In some D&D campaigns, though, the story might hinge on battles involving dozens or hundreds of monsters and warriors. The rules presented here build on the standard combat rules to model conflict on a much larger scale, while still enabling individual adventurers to lead an army's charge against an enemy regiment, rally dispirited soldiers to rejoin the fray, or defeat powerful enemy monsters or leaders.

In most cases, when two armies oppose one another, the DM serves as the general for one side, and one or more players serve as generals for the opposing force. These leaders direct the soldiers that make up their armies, and everyone at the table might also represent individual champions (such as the player characters and important NPCs) who are capable of turning the tide of battle all by themselves.

## THE COMBATANTS

In these rules, the elements of an army are **stands**, each of which represents ten creatures of the same kind, and **solos**, which are powerful individuals that can act alone or join an allied stand. A stand behaves much like a single creature in the standard combat rules, with its own hit points, saving throws, and attacks. Stands and solos on each side are grouped into **units** of dozens or even hundreds of creatures. A unit generally moves and attacks as a single entity, with all of its members using the same strategy and tactics every round.

## MINIATURES AND SCALE

For ease of play, clarity, and speed of combat resolution, these rules assume the use of miniatures and a grid, just as you might use for small-scale combat. However, time and distance work a bit differently under these rules.

**Time.** Each round of combat represents 1 minute.

**Distance.** A single square measures 20 feet on each side.

**Diagonals.** Diagonally contiguous squares (those that touch only at a corner) are not considered adjacent; each is 1 square away from the other. Stands and solos cannot move diagonally. When determining the distance between one square and another, do not count squares diagonally.

## STANDS

A stand consists of ten identical creatures that move and fight as a single entity. Only creatures of Huge size or smaller can be formed into stands. Gargantuan creatures always fight as individuals; see “Solos” later in this section.

**Space.** A stand of creatures occupies the same space on a 20-foot grid that a single creature would occupy on a 5-foot grid.

Creature Size Space Medium or smaller 1 square Large 2 × 2 squares Huge 3 × 3 squares

**Statistics.** A stand uses the statistics and special abilities of the creatures within the stand, such as Armor Class, hit points, attack and damage capabilities, and so on.

**Speed.** The speed of a stand is measured in squares, and is equal to the speed of an individual creature divided by 5. For example, a stand of hobgoblins (individual speed 30 feet) has a speed of 6 squares.

## UNITS

A unit is a group of stands organized into a single, cohesive group that fights and acts as one. A unit can contain stands of different kinds of creatures, such as orcs and ogres. A unit can have any number of stands.

Stands can be organized into units of two different types: **skirmishers** and **regiments**. In general, skirmishers have lighter armor and focus on scouting, while regiments focus on attacking or defending a point on the battlefield. A unit's type is designated before the battle begins and cannot be changed once the fight is in progress.

**Skirmishers.** Skirmisher units are loosely organized. They excel at moving quickly, making hit-and-run attacks, and scouting ahead of the main army.

A skirmisher unit has the following characteristics:

- All stands in the unit have advantage on Dexterity saving throws.
- A skirmisher unit uses the highest Dexterity modifier from among its component stands to determine initiative.
- The unit can take the Hide action (see “Battle Actions” below).





- An allied stand can move through the space of a stand of skirmishers but can't end its turn in that location.
- An allied solo can move through the space of a stand of skirmishers but can't end its turn in that location unless it uses its action to join that stand.
- A skirmisher stand can use part of its move, take an action, and then complete its move.
- To keep from becoming isolated (see "Unit Integrity" below), each stand within a skirmisher unit must be no more than 1 square away from another stand in that unit at the end of a turn.

**Regiments.** Regiment units move in strict ranks, creating a tight formation. Although they are slower than skirmisher units, regiments are adept at delivering powerful attacks and holding key points on the battlefield.

**Configuration.** A regiment unit begins a battle in one of three configurations, as chosen by its general, and it can switch between these configurations during the fight. See the "Configure" section below.

A regiment unit has the following characteristics:

- A regiment unit uses the lowest Dexterity modifier from among its component stands to determine initiative.
- The unit can take the Configure action (see "Battle Actions" below).
- An allied stand cannot move into or through the space of a stand in a regiment unit.
- An allied solo can move into the space of a stand of a regiment unit only if it uses its action to join that stand.
- To keep from becoming isolated (see "Unit Integrity" below), each stand in a regiment unit must be adjacent to at least one other stand in that unit at the end of a turn.

## SOLOS

A solo is a significant creature on the battlefield—usually a player character or a powerful NPC or monster.

A solo has the following characteristics:

- A solo can be unattached, moving and acting on its own on the battlefield, or it can attach itself to a stand and a unit by taking the Join action (see "Battle Actions" below).
- An unattached solo can move through the space of an allied stand of skirmishers, but it can't end its turn in that location unless it uses its action on the same turn to join that stand.
- An unattached solo can move into the space of an allied stand of a regiment unit only if it uses its action on the same turn to join that stand.
- A solo that has joined a stand can be, and often is, a commander. (See the next section.)
- A solo occupies the same space on the battlefield as a stand made up of creatures of its size. (A Gargantuan solo has a space of  $4 \times 4$  squares.)
- To keep from becoming isolated (see "Unit Integrity" below), an unattached solo must be no more than 1 square away from any allied stand at the end of a turn.

## COMMANDERS

Commanders play a key role in shaping a battle. Any player character can serve as a commander, as can NPCs that the DM designates.



Commanders are always solos, and a solo must be joined to a stand to act as a unit's commander. A unit can have only one commander; before a new commander can take over, the current one must vacate the post.

A solo can use a bonus action to become commander of a unit if it is joined to one of the unit's stands. It can use another bonus action to cease acting as a commander. It also no longer serves as commander if it cannot take actions.

As a bonus action, a commander can apply one of the following benefits to all the stands in its unit.

### PREPARE

A commander can order its unit to be more wary by making a DC 15 Charisma (Intimidation or Persuasion) check. If it succeeds, the unit gains advantage on all saving throws until the end of the commander's next turn.

### INCITE

A commander can try to inspire the soldiers of its unit to greater effort by making a DC 15 Charisma (Intimidation or Persuasion) check. If it succeeds, the unit gains advantage on all attack rolls it makes on its next turn.

### RALLY

A commander can reverse the effects of a failed morale check by rallying troops so that they are willing to resume fighting. See "Check Morale" below.

## UNIT INTEGRITY

If the components of a unit become too widely separated during a battle, stands and solos that become isolated from their allies are in danger of being overwhelmed by their enemies.

An isolated stand or solo has disadvantage on attack rolls until it is no longer isolated.

When an isolated stand or solo is attacked, the attacker has advantage on its attack roll. If the attack hits, it deals double damage.

**Regiment.** A stand in a regiment unit is isolated if it is not adjacent to another stand in its unit.

**Skirmisher.** A stand in a skirmisher unit is isolated if it is more than 1 square away from another stand in its unit.

**Solo.** An unattached solo is isolated if it is more than 1 square away from any allied stand regardless of that stand's unit.

## TERRAIN

Terrain is a key part of most large-scale combats—important enough to be considered a combatant by itself, whether allied with or working against the soldiers on the field.

Each square on the battlefield can have the following terrain traits. A square might also be difficult terrain, and some types of terrain are always difficult, as noted in their entries. The DM should mark squares of difficult terrain.

**Clear.** Clear terrain offers no special benefits or hindrances. Clear squares filled with rubble or broken ground are difficult terrain.

**Road.** If the last square of a stand's movement takes it into a road square, the stand can move 1 more square regardless of its remaining speed. Road squares are never difficult terrain unless they are successfully targeted with the Destruction objective (see "Creating Objectives" below).

**Forest.** A stand in a forest square gains half cover against all attacks. Forest is always difficult terrain.

**Water.** Water squares are either deep or shallow water. Shallow water is difficult terrain. Only a stand made up of creatures that have a swimming speed, or a solo that has a swimming speed, can enter deep water.

**High Ground.** Any terrain other than water can also have this additional trait. An area of high ground is given a number that represents its relative height (in multiples of 20 feet) compared to nearby squares of a lower elevation. A stand or solo on high ground has advantage on melee attack rolls made against targets that are at a lower elevation.

Moving into higher ground costs 1 square of movement for each 20 feet of difference in elevation between the stand or solo's current location and its destination square.

If the higher ground is also difficult terrain, the cost of entering it is doubled.

## COMBAT PROCEDURE

The combat procedure in a mass battle is very similar to that outlined in the standard rules, except that the activity in a round is simultaneous rather than sequential. Other differences are outlined in this section. Also, units in a mass battle have access to the new action types described below.

## SETTING UP THE FIGHT

Naturally, before the action can start, the opposing armies must be positioned on the battlefield. Before and during this activity, a few determinations need to be made:

- Stands must be organized into units, and those units designated as skirmishers or regiments.
- Each regiment must begin in one of three configurations (see the "Configure" section below).
- Each solo must begin either as unattached or joined to a stand. A solo that is joined to a stand is considered to have taken the Join action before combat starts, so that it can take another action on its first turn.
- A solo that is joined to a stand is eligible to be designated as a commander.

A bit of bookkeeping on the side is also recommended. Make a list of which stands belong to which units, so that you can tell when a stand becomes isolated or when a unit might become broken (see "Check Morale" below). After all these tasks are taken care of, it's time to start the fight.

## INITIATIVE

Each unit rolls for initiative using the highest or lowest Dexterity modifier among its stands (depending on whether the unit is a skirmisher or a regiment). This includes solos that are attached to a unit at the start of the turn (see "Join" below).

The DM might also rule that some units or unattached solos are surprised, based on the situation at the start of the battle.





## MOVEMENT

On a unit's turn, each stand in the unit can move a number of squares according to its speed, following the rules for the unit type. A unit of skirmishers can use part of its move, take an action, and then complete its move.

**Adjacent to Other Stands.** There are no opportunity attacks in these rules. Instead, a stand cannot move once it becomes adjacent to an enemy stand, unless its unit takes the Retreat action. This restriction does not prevent other stands in the unit from moving normally—only those stands that are adjacent to enemy stands.

**Fleeing the Field.** If a stand willingly or unwillingly moves off the area covered by the grid, it is considered to have fled the battlefield and is eliminated.

## BATTLE ACTIONS

One round of combat in these rules represents the aggregate results of 1 minute of fighting. On a unit's turn, choose one action for the unit. Each stand in the unit individually takes that action or takes no action. Except when otherwise noted (see "Cast a Spell" below), stands in the same unit can't take different actions.

### ATTACK

Attacks between units work the same as in the standard combat rules, except as described here.

A unit that takes the Attack action fights one or more other units, with each stand attacking individually. Each stand in a unit directs its attack against another target stand. A stand attacks just like its component creatures. For instance, if a creature has the Multiattack ability, a stand composed of those creatures has that ability as well. Different stands can choose different forms of attack, according to their capabilities. For instance, one stand of orcs can make a melee attack with greataxes, while another stand of orcs in the same unit makes ranged attacks with javelins.

For monster abilities that create a distance effect measured in feet, convert that distance to squares by dividing by 5, using the same rules for calculating the speed of a stand. For example, a minotaur's charge allows it to push a target up to 10 feet. A stand of minotaurs would thus be able to push an enemy stand 2 squares.

Roll the stand's attack and damage as in the standard combat rules, applying damage against the target stand's hit points.

**Melee Attacks.** A stand that makes a melee attack must be able to target a stand or a solo in an adjacent square.

**Reach.** A stand that has a reach of 10 feet or greater with its melee attack makes a bonus attack as part of its Attack action. This benefit represents the stand's ability to bring more of its members to bear when making an attack.

**Ranged Attacks.** Determine range as normal (and remember that each square is 20 feet on a side). If the range of an attack extends at least 10 feet into a square, the attack affects that square in its entirety. Similarly, even if an attack's range is less than 20 feet, the attack can still target a stand or a solo in an adjacent square.

### CAST A SPELL

Determining the effect of a spell in these rules depends on whether the spell requires targets or covers an area of effect, and whether a stand or a solo casts it.

If a unit has some stands that can cast spells and others that cannot, the stands that cannot cast spells can instead take any action they are normally allowed to choose.

**Range.** Determine the range of a spell the same as for a ranged attack with a weapon (see above). If the range of a spell extends at least 10 feet into a square, the attack affects that square in its entirety. Similarly, even if a spell's range is less than 20 feet, the spell can still target a stand or a solo in an adjacent square.



**Targeted Spells.** If a spell requires a target, a stand of casters can target another stand within range. A spell that targets multiple creatures can affect one stand or unattached solo per creature it can target.

For spells requiring an attack roll by a stand against an isolated solo, the stand has advantage on the attack roll and the spell deals double damage. If the spell allows a saving throw, the solo has disadvantage on the saving throw and takes double damage if the saving throw fails.

A solo can cast a targeted spell against another solo, following the normal rules for the spell. Such a spell is effective against a stand only if the spell normally targets five or more creatures.

**Areas of Effect.** A spell that covers an area affects all the stands in its area. If the area does not include all of the squares a stand occupies, the spell either deals half damage to that stand (if it deals damage) or has no effect.

If a stand casts such a spell, assume all the casters use the same area of effect. Targets make saving throws as normal but take double damage from the spell. Solos cast area spells as normal against solos or stands within the area.

If an area spell has a range of “Self,” its point of origin is the midpoint of one of the sides of the caster’s space. If the spell has any other range, the distance to its point of origin is measured starting at the midpoint of one of the sides of the caster’s space.

**Cone.** The length of a cone on the battlefield is 1 square for every 20 feet. Each square of the area beyond the first one must be adjacent to the square that is closer to the point of origin. A cone is wider the farther it extends from the point of origin. The cone’s width at any place along its length equals the number of squares between that square and the point of origin. Add squares of length as evenly as possible to both sides of the cone.

**Cube, Cylinder, Sphere.** The size of a cube or the radius of a cylinder or a sphere on the battlefield is 1 square for every 20 feet. Any square in the area beyond the one that contains the point of origin must be within 1 square of the origin square. If the area extends beyond those squares, each additional square must be within 2 squares of the origin square.

**Line.** The length of a line on the battlefield is 1 square for every 20 feet. Each square of the area beyond the first one must be adjacent to the square that is closer to the point of origin.

## CONFIGURE (Regiments only)

A regiment begins the battle in one of the following configurations. It remains in the chosen configuration until it takes this action again.

**Aid.** When a unit in the aid configuration uses the Attack action to make a melee attack, individual stands in the unit can forgo their attacks to support the melee attacks of other stands. A stand that does so grants advantage on melee attack rolls made by an adjacent stand in its unit. A stand can grant advantage in this manner even if it has no legal target for an attack of its own (representing soldiers pushing forward to replace casualties, covering an exposed flank against a counterattack, or distracting the enemy with ranged fire).

A unit in the aid configuration moves at half speed (rounding down if necessary) to reflect the fact that some of its members are moving around within the ranks instead of pressing forward.

**Defend.** When a unit is in the defend configuration, all stands in the regiment gain a +2 bonus to AC. The unit can’t use the Attack action while it remains in this configuration.

A unit in the defend configuration moves at half speed (rounding down if necessary) to reflect the fact that its members are focusing on protecting themselves instead of pressing forward.

**March.** A regiment in the march configuration moves at its full speed.

## DASH

A unit that takes the Dash action gains a bonus to its speed equal to its normal speed. A regiment that is configured to aid or defend and takes the Dash action can move at its full speed (not half speed) on that turn.

## HIDE

### (Skirmishers and solos only)

Taking this action follows the standard combat rules. Make a Dexterity (Stealth) check for each stand in a unit that attempts to hide. Conditions such as obscuring terrain and lack of illumination might mean that some stands in a unit can attempt to hide while others can’t.

A stand that cannot hide (or that chooses not to make the attempt) cannot take any other action during the unit’s current turn.

## JOIN

### (Solos only)

Joining a stand grants a measure of protection to a solo creature, so that it does not risk taking the penalties for becoming isolated.

To take the Join action, a solo must first move into the space of an allied stand. Its move ceases at that point. Then, with its action on that turn, the solo takes the Join action and becomes part of the stand.

A solo cannot join a stand if the solo is more than one size category larger than the stand. Within that limitation, any number of solos can join a stand.

Remove the solo from the battlefield and mark the stand in some way to note that the solo is part of it.

When a solo is joined with a stand, it is considered part of that stand for the purpose of being targeted by a spell, though it continues to use its own AC and saving throws against the spell.

When the stand moves, the solo automatically moves with it. On its turn, the solo takes its action as normal but does not take its own move. In place of its move, it can either leave the stand (entering an empty adjacent space) or immediately join another adjacent stand in its unit.

If the stand is eliminated (see “Eliminate Casualties” below), any solos that were joined with the stand remain in play. A newly unattached solo can immediately join an adjacent stand in its unit or remain unattached and occupy one or more of the squares the stand formerly occupied.



## RETREAT

Any stand in a unit that takes this action can move even if it begins its turn adjacent to an enemy stand or becomes adjacent to an enemy stand during movement.

## DAMAGE

Apply damage to a stand's hit points as though it were an individual creature. If a stand takes damage in excess of its current hit points, apply the excess damage to an adjacent identical stand in its unit, if there is one.

Because the action in a round is considered to be simultaneous, a stand is not immediately destroyed when it is reduced to 0 hit points. The stand becomes a **casualty** but remains in play until the end of the round, taking actions (including attacks) and moving as normal if it had not already taken its turn in the current round. Treat the stand as if it had 1 hit point remaining. You can push the stand's miniature onto its side or otherwise mark it to represent that it is a casualty.

## END OF ROUND

Unlike the standard D&D combat rules, these rules require you to take a few specific steps at the end of each combat round. Once everyone involved in a battle has taken a turn, you must first assess casualties and then check morale before everyone gets to take another turn.

## ELIMINATE CASUALTIES

At the end of the round, all casualties are **eliminated** (removed from the battlefield). When a stand is eliminated, the person controlling its unit has the option of immediately moving an adjacent allied stand into the vacated space. (Troops can move over to hold the line, but they create another opening elsewhere in doing so.)

**Eliminating a Solo.** Solos use all of the standard combat rules for damage, death, and dying (in the case of player characters). A dying solo makes up to ten death saves at the end of the round, one at a time, to determine its fate.

## CHECK MORALE

Few soldiers want to die. After a unit suffers significant losses, the survivors might lose their nerve for battle. Rather than stay and fight, the rest of the unit tries to run away.

If any surviving unit has lost more than half the stands it started with, the unit must immediately check **morale**. A morale check is a DC 10 Wisdom saving throw, using the highest Wisdom modifier from among the unit's component stands (including any solos that are joined with surviving stands in the unit).

On a failed morale check, the unit becomes **broken**. For the rest of the battle, a broken unit can take only the Retreat action. The DM determines where the unit moves, but it must seek a safe path away from enemy units.

A solo, whether joined with a stand or unattached, is never broken. It can decide to move with a broken unit or immediately leave the unit at the start of any of its turns.



**Rally.** If a broken unit has a commander, the unit has a chance to **rally** at the start of its turn. The unit makes another DC 10 Wisdom saving throw, with a bonus equal to the commander's Charisma modifier. If the save succeeds, the unit is no longer broken. It takes its turn as normal.

## OBJECTIVES AND VICTORY POINTS

A battle rarely lasts until one army massacres the other. Once one side has achieved its goals, its opponent usually concedes the field, knowing that further combat is fruitless. The rules in this section are designed to help the DM integrate a mass battle into the campaign by giving each army an appropriate goal, and to provide a way of figuring out who wins.

**Objectives** define why two armies clash and the victory conditions for the battle. Just like the encounter objectives described in chapter 3 of the *Dungeon Master's Guide*, a battle's objective roots it in the story by grounding it in the past, giving it a purpose, and making its outcome significant.

While objectives provide the goals for a battle, **victory points** (VP) allow you to measure success. An army earns victory points for achieving its objectives. An army wins a battle when it scores 10 or more victory points.

## CREATING OBJECTIVES

Objectives represent the basic goals of an army. Two opposing forces might have the same objective (capture a bridge) or conflicting ones (destroy the bridge or save it). In some cases, two armies might pursue unrelated objectives (rescue a captured commander or defend a stronghold).



When setting up a battle, consider the following ways to define objectives.

**Attrition.** One side simply seeks to wear down the other. For each enemy unit eliminated, the army with this objective earns a number of victory points, as determined by the DM and based on the number of units in the battle.

**Destruction.** An army seeks to deny the enemy a valuable resource, such as by destroying a bridge over a river or laying waste to crops that could otherwise sustain an invading force.

If this objective is in play, the DM chooses a number of squares on the battlefield that represent the valuable resource and assigns each square a hit point value from 10 to 100. A stand or a solo can attack an objective square the same way it attacks an enemy. A square is automatically hit by any melee attacks against it and automatically fails all saving throws. The square takes damage from spells whose area of effect completely covers it. Targeted spells cast by stands can damage a square, but not those cast by solos.

An army with this objective scores victory points for reducing a designated square to 0 hit points. The DM assigns each square a VP point value from 1 to 5, depending on the objective's importance.

**Protection.** This objective involves defending a key position or resource from an attacker. It is always used in conjunction with the Destruction objective above.

At the end of each round, an army with this objective scores 1 victory point if it has two or more stands adjacent to an objective that has not been reduced to 0 hit points, and if no enemy stands or solos are within 2 squares of the objective.

**Custom Objectives.** To create a unique objective, simply assign a VP value, generally from 1 to 5, to a specific action or condition that an army must fulfill to achieve its goal.

A unique objective might involve killing or disabling a commander, forcing an opposing army into a specific confined area, or occupying and holding a particular location.

## ASSIGNING OBJECTIVES EVENLY

Once you have established objectives for the battle, check to ensure that both armies have the opportunity to score roughly equal numbers of victory points. It's okay if there is a slight disparity (not all battles are fair), but keep in mind that the army with more ways to score victory points has a much better chance of emerging the overall victor. If you want to ensure an even match, try to give both sides an equal number of opportunities.

In a battle where each army has a single specific objective, this job is easy. For example, destroying a bridge is worth 10 VP, while keeping it from being destroyed is worth 10 VP.

In a more fluid situation with multiple objectives in play, give each side at least five opportunities to score victory points, and assign VP values that add up to more than 10 per side (say, 12 to 15). Spreading out the objectives and their rewards in this way gives commanders a few options for victory and keeps battles flexible.

## ENDING A BATTLE

A battle ends when one side has amassed at least 10 VP at the end of a round. At that time, determine each side's victory point total.

If one side has at least 3 VP more than the other, it has achieved a total victory. Roll a d20 for each of the loser's units that survived the battle. On a 10 or higher, treat the unit as eliminated; its survivors flee and desert the cause.

If one side has 1 or 2 VP more than the other, the winner has scored a tactical victory. The loser withdraws from the field with its remaining forces, while both sides tend to their wounded . . . and perhaps make plans to meet again.

If both sides have an equal number of victory points at the battle's end, the DM can declare the battle a draw, or the armies can fight one more round to try to determine a winner.

Because of how objectives inform the action of a conflict, the army that loses the battle can still come away with positive results. Even if the player characters fought on the losing side, they and their army might have achieved the objectives necessary to fulfill some of their strategic goals in the campaign.





# VARIANT RULES

## RULES VARIANT: PLAYERS MAKE ALL ROLLS

This variant has the players roll dice for all parts of combat, including such things as monster attack rolls and saving throws. By moving die rolls to the players' side of the table, this option keeps things simpler for you as the DM. In addition, the more active you can keep the players in your game, the more engaged they'll be.

This is a good option if your players like rolling the dice, and if you don't mind doing a little work up front to make that happen.

### ATTACKING AND DEFENDING

The players roll their characters' attacks as normal, but you don't roll for their opponents. Instead, when a character is targeted by an attack, the player makes a *defense roll*.

A defense roll has a bonus equal to the character's AC – 10. The DC for the roll equals the attacker's attack bonus + 11.

On a successful defense roll, the attack misses because it was dodged, absorbed by the character's armor, and so on. If a character fails a defense roll, the attack hits.

If the attacker would normally have advantage on the attack roll, you instead apply disadvantage to the defense roll, and vice versa if the attacker would have disadvantage.

If the defense roll comes up as a 1 on the d20, then the attack is a critical hit. If the attacker would normally score a critical hit on a roll of 19 or 20, then the attack is a critical hit on a 1 or 2, and so forth for broader critical ranges.

### SAVING THROWS

When a character forces an opponent to make a saving throw, that player instead makes a saving throw check. The bonus to the d20 roll for a saving throw check equals the effect's save DC – 8.

The DC for this check equals 11 + the target's saving throw modifier. On a successful check, the character overcomes the target's resistance and treats the target as if it failed its saving throw. On a failed check, the target is treated as if it succeeded on its save.

As with attacks, the saving throw check has advantage if the target would have disadvantage on its saving throw, and vice versa.

### CONTESTS AND CHECKS

Whenever an NPC or monster would normally make an ability check, roll initiative, or take part in a contest, neither you nor the players roll the d20. Instead, use the rules for passive checks to determine the result. See chapter 7, "Using Ability Scores," of the *Player's Handbook* for more information on passive checks.

## OPTIONAL RULE: VITALITY

Some DMs find hit points bothersome. A fighter can survive a *fireball*, a troll's rending claws, and a one-hundred-foot fall, only to crumple in a heap due to a kobold's dagger slash. This optional rule more realistically reflects the wear and tear a character suffers from wounds.

Each character has a pool of vitality in addition to hit points. A character's maximum vitality equals the character's Constitution score.

Whenever a character takes 10 or more damage from an attack or effect, the character loses vitality. Divide the damage by 10 and round down. The result is how much vitality a character loses. In other words, a character loses 1 vitality for every 10 points of damage dealt by an attack or effect.

If a character suffers a critical hit, double the vitality lost, so that the character loses 2 vitality for every 10 points of damage. If a critical hit deals less than 10 damage, it still reduces vitality by 1.

Losing vitality causes a character's hit point maximum to drop. Calculate the character's current maximum using vitality instead of Constitution. Thus, as vitality drops, a character's Constitution modifier for determining hit points also drops.

A character reduced to 0 vitality is immediately reduced to 0 hit points. If a character is reduced to 0 hit points but his or her vitality remains above 0, any additional damage is applied instead to the character's vitality. A character is not unconscious until both hit points and vitality reach 0.

Completing a long rest increases a character's vitality by 1 + the character's Constitution modifier, up to the character's maximum vitality. Effects that restore hit points have no effect on vitality. However, a character with maximum hit points who receives healing instead restores 1 vitality for every 10 points of healing.

## RULES VARIANT: CUSTOM ALIGNMENTS

Alignment serves as a handy label for the general attitudes of characters and monsters alike. It works as a sorting mechanism, providing a big-picture assessment of which creatures, factions, and NPCs make natural allies or enemies.

The standard alignment system embraces the fundamental points of tension in D&D: the struggle between good and evil on the one hand, and the conflict between law and chaos on the other. The nice thing about this arrangement is that it allows for tension even within a good-aligned party. The law–chaos divide means that characters can still disagree on how to promote good in the world.

Alignment is meant to serve only as a quick summary of a character, not a rigid definition. It's a starting point, but elements such as flaws and bonds paint a much more detailed picture of a character's identity.



You might find that the alignment choices of good and evil, law and chaos are too abstract for your campaign. You might prefer attitudes that are more nuanced, without the implicit demarcation of heroes as good-aligned creatures and villains as evil-aligned ones. A simple solution is to discard alignment in favor of an alternative system that brings the key conflicts in your campaign to the forefront.

**Identify the Conflict.** Think about the important opposing forces in your campaign by asking the following questions. Can you place them on opposite ends of a continuum? Are there multiple conflicts? What are the key conflicts, and how do all the separate conflicts interact?

For your own alignment system, try to create at least two paths, one of which allows a range of options for the player characters. The other paths can divide the world between the characters (including their allies) and their enemies.

For example, imagine a campaign setting where an ecological crisis engineered by a cabal of necromancers threatens to transform the world into a dead wasteland. Forming one alignment path are the opposing forces of life and death. Like the choice of good or evil, this conflict defines the setting, and you would expect most player characters to be aligned to life or at least neutral with respect to their support for the necromancers' plans.

The second conflict path might be preservation versus destruction. People who have gathered to protect the land might disagree on whether to attack and destroy the necromancers, or to work instead at strengthening the natural order so that not even the necromancers' power can overwhelm it.

**Multiple Choices.** For grittier games that avoid obvious classifications of good versus bad, you might create alignment paths with more than two choices. In a game that focuses on intrigue and power struggles, for example, alignment might be a quick reference for which factions a character supports. One element of a character's alignment might indicate his or her affiliation with a noble house or guild. A second element could call out which deity or pantheon the character is tied to.

**Neutral Alignment.** When creating your alignment system, think about the role of neutrality, and decide whether there's a midpoint for any alignment path. Neutral creatures might choose to sit out a struggle (as is often the case in good versus evil) or see strengths in both approaches (as in law versus chaos). The role of this choice in your campaign should make sense in terms of your central conflict.





## ART CREDITS

- "Cronicas RPG" by caiomm
- "Changeling" by Eva Widermann
- "Werebear-kin" by Lloyd Allan
- "The Long Winter" by TurnerMohan
- "Warforged Sorcerer" by D-MAC
- "Minotaur" by PabloFernandezArtwrk
- "The Fallen Paladin" by DrStein
- "Inferno" by merl1ncz
- "Tiefling" by Etoli
- "Artificer" by wocstudios
- "Arcane Items" by OlgaDrebas
- "Renia, Gunslinger" by Trefle-Rouge
- "Alchemist's workshop" by mischeviouslittleelf
- "Najah, Elf Rogue-Ilich Henriquez" by Ilacha
- "Ranger" by choonhachat
- "Dragonwing" by cgartiste
- "Farewell Underdark" by breathing2004
- "Target Down" by NathanParkArt
- "Wolfbane and Silver Arrow" by christopherburdett
- "Magic item opener" by caiomm
- "A warhammer axe" by RDD M12-9-7
- "Agail Enthess" by Rhineville
- "Swiftblade" by ae-rie
- "Oracle" by Eric Belisle
- "Bardic College" by LotharZhou
- "Dwarven Warrior" by BobKehl
- "Holy Champion" by Alex Garner
- "Cleric" by JoshCalloway
- "Druid" by erlanarya
- "Is-Talrani" by Tsabo6
- "Magnus Ignis - Druid Eveolved" by PeterLumby
- "Arcane Archer - Heroes of Camelot" by icequeen654123
- "Helmet" by gamka
- "Battle Charge" by BillCreative
- "Dragon Katana" by ESCUDERO
- "Elven Scout" by AlmaNeGrA
- "Samurai Challenge 2" by artozi
- "The Monk Temple" by RavenseyeTravisLacey
- "Michael" by Dhennisbalontongart
- "Battle for the Spire" by BobKehl
- "Drow 6 - Forgotten Realms" by Fesbraa
- "Elf Ranger" by Cypritree
- "Guild Initiate" by Satibalzane
- "Mage Angel" by capprotti
- "Darkmage" by Fetsch
- "Sphere Singer" by Eearl-Graey
- "Cleric" by LASAHIDO
- "Artificer's Retreat" by Alayna
- "Priests of Hammeran" by thegryph
- "Draddeth Edge" by JamesJKrause
- "Ritual Preparations" by OlgaDrebas
- "Monk in the Underdark" by RalphHorsley
- "Summoning Bone Guys" by Forrestimel
- "Godspawn Vrock" by damie-m
- "Bull Elk" by BenWootten
- "Attack" by redpeggy
- "Rune Master - Algiz" by iluviar
- "Rune Stones" by Sedeptra
- "Siege" by digital-fantasy
- "Orc Siege" by Caiomm

## ART CREDITS (CONTINUATION)

- "Battle" by Gabahadatta
- "The enemy village was too strong" by Pervandr
- "Supporting Troops" by Pervandr
- "Adventurers" by sandara

## CURRENT VERSION: 1.0

Compiled by Draco.exe (/u/AeronDrake)